



Club Health Assessment for District 201N1 through July 2025

			Status	Membership					Reports					Finance	LCIF	
Club Number	Club Name	Charter Date	Times in Status Quo in Past 2 Years	Current Member Count **	YTD Members Added	YTD Members Dropped	YTD Net Growth% ***	Member Count 1 Year Ago	Dropped Members Avg.Length of Service	Months Since Membership Update	Current Officers Reported ****	Current President Repeated Term	VP Reported *****	Last Date Reported Service (mm/yyyy)	Account Balance	YTD Donations
Clubs more than two years old																
22385	ARMIDALE	09/29/1955	Active	15	0	0	0.00%	15		4	Y	3		09/2024		
34679	ARMIDALE DUMARESQ	11/29/1977	Active	38	0	0	0.00%	38		2	Y		N	07/2025		\$326.77
Exc Award (06/30/2021)																
54981	ARMIDALE DUVAL	10/21/1993	Active	12	0	0	0.00%	12		4	Y		N	05/2025		
22386	ASHFORD	02/18/1970	Active	6	0	0	0.00%	7		3	Y			11/2023		
104943	AUSTRALIAN LIONSONOZ	03/11/2009	Active	26	0	2	-7.14%	33	34	0	Y		N	02/2025		
Exc Award (06/30/2021, 06/30/2022, 06/30/2023)																
133404	Australian Online & Travellers	01/03/2018	Active	23	1	0	4.55%	19		0	Y		N	07/2025		
31369	BARRABA	11/20/1975	Active	14	0	0	0.00%	15		4	Y	3		06/2025		
22387	BELLINGEN	08/25/1954	Active	14	0	0	0.00%	19		0	Y		N	07/2025		
Exc Award (06/30/2023)																
35813	BINGARA	06/23/1978	Active	16	0	0	0.00%	16		3	Y	2	N	06/2025		
22390	BOGGABRI	04/25/1972	Active	27	0	0	0.00%	20		2	Y			06/2025		
54575	BONVILLE SAWTELL	06/09/1993	Active	20	0	0	0.00%	20		1	Y	3		03/2025		\$653.55
45170	BUNDARRA	06/14/1985	Active	19	0	0	0.00%	17		1	Y	3		05/2025		
141815	Clarence - Environment	06/29/2020	Active	21	0	0	0.00%	29		1	Y	2		06/2025		
22395	COFFS HARBOUR	04/27/1953	Active	18	1	0	5.88%	18		0	Y		IP	07/2025		\$653.55
Exc Award (06/30/2023)																
30933	COFFS HARBOUR PACIFIC CITY	06/13/1975	Active	10	0	0	0.00%	11		1	Y	5	R	02/2025		
41554	COLLARENEBRI	06/22/1982	Active	9	0	0	0.00%	10		0	Y	2		11/2024		
22397	DORRIGO PLATEAU	05/02/1968	Active	15	4	0	36.36%	11		0	Y	3		07/2025		
22398	FORSTER TUNCURRY	04/05/1961	Active	35	2	0	6.06%	34		0	Y		N	07/2025		
Exc Award (06/30/2018, 06/30/2022)																
22399	GLEN INNES	10/23/1953	Active	24	0	2	-7.69%	28	7	0	Y	2	N	06/2025		\$326.77
Exc Award (06/30/2023)																
143629	Glen Innes Highlands Lioness	11/19/2020	Active(1)	14	1	0	7.69%	14		0	Y	2		07/2025		
22402	GRAFTON	09/24/1953	Active	13	1	0	8.33%	11		0	Y	7		03/2025		
22403	GUNNEDAH	09/23/1958	Active	19	1	1	0.00%	17	29	0	Y		N	07/2025		



Club Health Assessment for District 201N1 through July 2025

			Status	Membership						Reports				Finance		LCIF
Club Number	Club Name	Charter Date	Times in Status Quo in Past 2 Years	Current Member Count **	YTD Members Added	YTD Members Dropped	YTD Net Growth% ***	Member Count 1 Year Ago	Dropped Members Avg.Length of Service	Months Since Membership Update	Current Officers Reported ****	Current President Repeated Term	VP Reported *****	Last Date Reported Service (mm/yyyy)	Account Balance	YTD Donations
22404	GUYRA	12/08/1970	Active	10	0	0	0.00%	11		2	Y			01/2025	90+ Days	\$980.32
50461	HALLIDAYS POINT	04/19/1990	Active	35	3	1	6.06%	25	4	0	Y			12/2023		
Exc Award (06/30/2017)																
32630	HARRINGTON	07/06/1976	Active	28	0	0	0.00%	29		1	Y		R	06/2025		
Exc Award (06/30/2017, 06/30/2020, 06/30/2021, 06/30/2022)																
22407	INVERELL	10/19/1953	Active	19	0	0	0.00%	18		3	N	2		04/2025		
36497	INVERELL MACINTYRE	01/18/1979	Active	30	0	0	0.00%	38		1	Y	2	N	02/2025		
Exc Award (06/30/2018)																
22409	KEMPSEY	12/12/1957	Active	6	0	1	-14.29%	10	52	0	Y	3		06/2025		
59460	KOOTINGAL	05/05/1997	Active	28	1	0	3.70%	26		0	Y		N	07/2025		
Exc Award (06/30/2024)																
108094	LAKE CATHIE BONNY HILLS	04/13/2010	Active	8	0	0	0.00%	8		15	N	None		06/2021		
35226	MACKSVILLE	03/29/1978	Active	13	0	0	0.00%	10		4	Y		N	06/2025		
45006	MACLEAN	05/02/1985	Active	19	0	0	0.00%	15		0	Y	2	N	06/2025		
31053	MANILLA	06/30/1975	Active	10	2	0	25.00%	10		0	N	None		12/2024		\$326.77
36243	MANNING RIVER L C	11/22/1978	Active	31	0	0	0.00%	35		1	Y	2	N	07/2025		
Exc Award (06/30/2018, 06/30/2023)																
22414	MOREE	11/11/1954	Active	19	2	1	5.56%	22	2	0	Y			05/2025		\$980.32
22415	MURRURUNDI	07/10/1962	Active	14	1	0	7.69%	13		1	Y		N	06/2025		\$326.77
22417	NAMBUCCA HEADS	12/07/1967	Active	37	0	0	0.00%	33		0	Y	5	N	07/2025	90+ Days	
22418	NARRABRI	12/12/1963	Active	22	0	0	0.00%	23		3	Y		R	04/2025		
37525	NUNDLE DISTRICT L C	09/05/1979	Active	9	0	0	0.00%	11		5	Y	5		10/2024		
Exc Award (06/30/2018)																
32385	OLD BAR	06/15/1976	Active	8	1	4	-27.27%	10	4	0	Y	2		06/2025	90+ Days	
117294	ORARA VALLEY	06/21/2012	Active	19	0	0	0.00%	17		1	Y	3	N	07/2025		
22422	PORT MACQUARIE	06/17/1959	Active	28	0	0	0.00%	29		9	Y	2	N	07/2025		
59960	PORT MACQUARIE TACKING POINT	09/15/1997	Active	33	0	0	0.00%	37		1	Y		N	06/2025		
36402	PREMER & DISTRICT L C	12/29/1978	Active	12	0	0	0.00%	14		4	Y	4		06/2024		
22424	QUIRINDI	11/16/1967	Active	17	1	0	6.25%	22		0	Y			02/2025		\$261.42



Club Health Assessment for District 201N1 through July 2025


			Status	Membership					Reports				Finance		LCIF	
Club Number	Club Name	Charter Date	Times in Status Quo in Past 2 Years	Current Member Count **	YTD Members Added	YTD Members Dropped	YTD Net Growth% ***	Member Count 1 Year Ago	Dropped Members Avg.Length of Service	Months Since Membership Update	Current Officers Reported ****	Current President Repeated Term	VP Reported *****	Last Date Reported Service (mm/yyyy)	Account Balance	YTD Donations
Exc Award (06/30/2017)																
41555	SOUTH TAMWORTH	06/02/1982	Active	0	0	0	0.00%	17		1	N	None		06/2025		
22432	TAMWORTH	08/18/1956	Active	37	0	0	0.00%	38		1	Y		N	04/2025		
143762	Tamworth City	12/04/2020	Active	30	0	0	0.00%	32		2	N			05/2024		
Exc Award (06/30/2023)																
29593	TAMWORTH PEEL VALLEY	06/27/1974	Active	19	1	0	5.56%	24		0	Y		R	07/2025		
Exc Award (06/30/2017, 06/30/2018)																
22433	TAREE	09/22/1954	Active	49	0	0	0.00%	59		1	Y		N	06/2025		
119440	URALLA	05/31/2013	Active(1)	5	0	0	0.00%	11		3	Y	3		02/2025		
121845	Urunga	04/28/2014	Active	15	0	1	-6.25%	16	12	0	Y	2	N	07/2025	90+ Days	
Exc Award (06/30/2017, 06/30/2020)																
37374	VALLA	06/20/1979	Active	10	1	0	11.11%	9		0	Y	4		07/2025		\$464.00
Exc Award (06/30/2017)																
22442	WALCHA	10/14/1957	Active	13	0	0	0.00%	15		2	Y	2		08/2024		
125689	Warialda	08/25/2015	Active	10	0	0	0.00%	7		3	Y	3	N	07/2025		
22445	WAUCHOPE	02/19/1968	Active	16	0	0	0.00%	17		4	Y			03/2025		
35227	WEE WAA	03/06/1978	Active	20	0	0	0.00%	20		0	Y			05/2025	90+ Days	
34468	WERRIS CREEK	09/07/1977	Active	26	0	1	-3.70%	16	29	0	Y		N	07/2025		
45007	WILLOW TREE	05/02/1985	Active	8	0	0	0.00%	8		3	Y	10		07/2022		
32830	WOOLGOOLGA	10/11/1976	Active	19	1	0	5.56%	19		0	Y		N	06/2025		
Exc Award (06/30/2020)																
29152	YAMBA	04/03/1974	Active	12	0	0	0.00%	12		3	Y	4		02/2024		

Clubs Cancelled Previous Fiscal Year – Clubs Cancelled within last 12 months may be reinstated

Club Number	Club Name	Charter Date	Current Status*	Cancellation Date
29591	BOWRAVILLE	06/27/1974	Cancelled(6*)	08/29/2024



Club Health Assessment for District 201N1 through July 2025

<div>StatusMembershipReportsFinanceLCIF</div>						Status		Membership					Reports				Finance	LCIF	
						Times in Status Quo in Past 2 Years	Current Member Count **	YTD Members Added	YTD Members Dropped	YTD Net Growth***	Member Count 1 Year Ago	Dropped Members Avg.Length of Service	Months Since Membership Update	Current Officers Reported ****	Current President Repeated Term	VP Reported *****	Last Date Reported Service (mm/yyyy)	Account Balance	YTD Donations
Club Number	Club Name	Charter Date																	
Current Total Clubs Count	YTD New Clubs Count	YTD Cancelled Clubs Count	YTD Net Club Gain	Current Total Members Count	YTD Add	YTD Drop	YTD Net Growth	YTD Net Growth %	Member Count 12 Months Ago	Average Member Count Per Club	% of Clubs with less than 20 members	% No Officer Report in 12 Months	% of Clubs with balance 90+ days	Number of Clubs in Status Quo	% Status Quo Clubs in Financial Suspension	Number of Cancelled Clubs	Average Cancelled Club Age	Members Lost Due to Cancellation	% of Clubs Cancelled for Non-Financial Reasons
61	0	0	0	1,152	25	14	11	0.96%	1,200	19	64%	2%	8%	0	0%	0	0	0	0%

* - P - Priority Club. Cancellation Reasons: 1-Objectives/conduct, 2-Non-active club, 5-Non-existing club, 6-Disbanding, 7-Merger, 8-Financial Suspension, 9-District/Multiple District Dues.

** Red denotes below 15 active members.

*** Red denotes 20% + loss.

**** Y - all 3 (President, Secretary, Treasurer) club officers reported, N - not all 3 reported.

***** Abbreviation: N-New, IP-Immediate Past, R-Repeat.



Club Health Assessment for District 201N2 through July 2025

			Status	Membership					Reports				Finance	LCIF		
Club Number	Club Name	Charter Date	Times in Status Quo in Past 2 Years	Current Member Count **	YTD Members Added	YTD Members Dropped	YTD Net Growth% ***	Member Count 1 Year Ago	Dropped Members Avg.Length of Service	Months Since Membership Update	Current Officers Reported ****	Current President Repeated Term	VP Reported *****	Last Date Reported Service (mm/yyyy)	Account Balance	YTD Donations
Clubs less than two years old																
180392	Shellharbour Community	01/14/2025	Active	23	0	0	0.00%	0		1	Y	2		06/2025		
Clubs more than two years old																
22277	AUSTINMER/THIRROUL	05/28/1959	Active	29	1	0	3.57%	28		0	Y	7	R	07/2025		\$653.55
22280	BATEMAN'S BAY	05/12/1971	Active	23	0	0	0.00%	25		3	Y	2		07/2025		
	Exc Award (06/30/2021)															
22455	BEGA	11/28/1960	Active	15	0	0	0.00%	15		5	Y	3	N	09/2024		
22454	BEMBOKA	01/27/1966	Active	10	0	0	0.00%	12		1	Y	2		03/2023		
44079	BERMAGUI & DISTRICT	06/28/1984	Active(1)	0	0	0	0.00%	9		1	N	None		02/2024		
	Exc Award (06/30/2016)															
29391	BERRIDALE	05/29/1974	Active	15	0	0	0.00%	17		2	Y	2		12/2021		
22282	BOMADERRY NOWRA INC	05/12/1971	Active	34	0	0	0.00%	33		1	Y	3	R	05/2025		
	Exc Award (06/30/2024)															
22457	BOMBALA	06/04/1970	Active	19	0	0	0.00%	20		1	Y	2		06/2025		\$326.77
	Exc Award (06/30/2024)															
60856	BOWNING & DISTRICTS	06/04/1998	Active	8	0	0	0.00%	8		15	Y	5		04/2024		
22285	BOWRAL	05/10/1961	Active	7	0	0	0.00%	7		15	N	None		02/2025		
22458	BRAIDWOOD	07/27/1965	Active	23	0	0	0.00%	22		1	Y			07/2025		\$653.55
	Exc Award (06/30/2024)															
51007	BUNDANOON	10/18/1990	Active	15	0	0	0.00%	14		5	Y	2		05/2025		
146621	Bungendore & District	06/08/2021	Active	19	0	0	0.00%	17		1	Y		N	06/2025		
22288	CABRAMATTA CABRA-VALE	09/23/1969	Active	7	0	0	0.00%	15		3	N	None		07/2024		
22289	CAMDEN	05/16/1961	Active	10	0	0	0.00%	13		1	Y	12		06/2025		
140592	Camden Lioness	01/02/2020	Active	21	0	0	0.00%	20		2	Y	4		07/2025		
45425	CAMPBELLTOWN CITY	10/08/1985	Active	26	9	0	52.94%	18		0	Y			06/2025		
22461	CANBERRA BELCONNEN	11/30/1970	Active	43	0	0	0.00%	40		1	Y		N	07/2025		\$65.35
	Exc Award (06/30/2017, 06/30/2023)															
52733	CANBERRA BRINDABELLA	03/18/1992	Active	20	0	0	0.00%	21		2	Y		N	06/2025		
	Exc Award (06/30/2017, 06/30/2018, 06/30/2022, 06/30/2024)															



Club Health Assessment for District 201N2 through July 2025

			Status	Membership						Reports				Finance	LCIF	
Club Number	Club Name	Charter Date	Times in Status Quo in Past 2 Years	Current Member Count **	YTD Members Added	YTD Members Dropped	YTD Net Growth% ***	Member Count 1 Year Ago	Dropped Members Avg.Length of Service	Months Since Membership Update	Current Officers Reported ****	Current President Repeated Term	VP Reported *****	Last Date Reported Service (mm/yyyy)	Account Balance	YTD Donations
22460	CANBERRA CITY A.C.T. Exc Award (06/30/2018)	06/12/1958	Active	21	0	0	0.00%	20		2	Y	2	N	03/2025		
33808	CANBERRA KAMBAH Exc Award (06/30/2017, 06/30/2018, 06/30/2023)	04/29/1977	Active	33	0	0	0.00%	33		0	Y		R	07/2025		
55924	CANBERRA LAKE TUGGERANONG Exc Award (06/30/2018, 06/30/2023, 06/30/2024)	06/29/1994	Active	25	4	0	19.05%	27		1	Y	2	R	07/2025		
22462	CANBERRA VALLEY Exc Award (06/30/2024)	11/28/1962	Active	26	0	0	0.00%	25		0	Y		N	07/2025		
22471	COOMA	09/24/1959	Active	42	2	1	2.44%	45	24	0	Y		N	07/2025		
22295	CORRIMAL Exc Award (06/30/2024)	04/10/1963	Active	16	0	0	0.00%	17		3	Y	6		07/2025		
32968	CROOKWELL Exc Award (06/30/2016, 06/30/2021)	11/18/1976	Active	10	0	0	0.00%	11		1	Y	3		11/2024		
22294	DAPTO	11/21/1962	Active	11	0	1	-8.33%	10	2	0	Y			07/2025	90+ Days	
22298	FIGTREE Exc Award (06/30/2020, 06/30/2021, 06/30/2022, 06/30/2024)	04/21/1965	Active	40	0	1	-2.44%	40	1	0	Y		N	07/2025		
55435	GERRINGONG Exc Award (06/30/2016, 06/30/2018)	03/21/1994	Active	39	0	0	0.00%	43		1	Y		N	07/2025		
30936	GOULBURN CITY Exc Award (06/30/2019, 06/30/2020, 06/30/2024)	06/13/1975	Active	23	0	0	0.00%	26		1	Y		N	07/2025		
67571	GUNGAHLIN Exc Award (06/30/2017, 06/30/2018)	03/25/2003	Active	20	0	0	0.00%	25		1	Y		N	07/2025		\$326.77
22481	Gunning and District Exc Award (06/30/2018, 06/30/2021)	03/25/1963	P- Active	10	0	0	0.00%	6		1	N			06/2025	90+ Days	
37375	HELENSBURGH L C	06/28/1979	Active	14	0	0	0.00%	13		4	Y	8	R	07/2025		
64566	HOLROYD CITY Exc Award (06/30/2023)	06/19/2001	Active	14	0	0	0.00%	15		2	Y	3	R	07/2025		\$1,307.10
22302	INGLEBURN Exc Award (06/30/2021, 06/30/2024)	10/23/1962	Active	25	0	0	0.00%	23		1	Y	2		07/2025		
35819	JERVIS BAY	06/07/1978	Active	16	0	0	0.00%	21		1	Y			06/2025		



Club Health Assessment for District 201N2 through July 2025

			Status	Membership						Reports				Finance	LCIF	
Club Number	Club Name	Charter Date	Times in Status Quo in Past 2 Years	Current Member Count **	YTD Members Added	YTD Members Dropped	YTD Net Growth% ***	Member Count 1 Year Ago	Dropped Members Avg.Length of Service	Months Since Membership Update	Current Officers Reported ****	Current President Repeated Term	VP Reported *****	Last Date Reported Service (mm/yyyy)	Account Balance	YTD Donations
22485	JINDABYNE	12/05/1966	Active	24	0	1	-4.00%	25	5	0	Y	3	R	04/2025	90+ Days	
Exc Award (06/30/2024)																
49974	KANGAROO VALLEY	11/20/1989	Active	19	0	0	0.00%	18		2	Y	4	N	07/2025		
22303	KIAMA	03/12/1970	Active	52	0	0	0.00%	55		2	Y			07/2025		
39908	MACARTHUR	05/04/1981	Active	17	0	1	-5.56%	19	29	0	Y			07/2025		
39731	MARULAN	04/08/1981	Active	10	0	0	0.00%	10		16	Y	6		03/2024	90+ Days	\$326.77
Exc Award (06/30/2021)																
62422	MINNAMURRA	10/14/1999	Active	39	0	0	0.00%	34		1	Y		N	07/2025		
22314	MORUYA	08/30/1973	Active	11	0	0	0.00%	12		5	Y	6		06/2024		
22315	MOSS VALE	11/11/1963	Active	16	0	2	-11.11%	13	12	0	Y	2		07/2025		
Exc Award (06/30/2016)															90+ Days	
48906	MURRUMBATEMAN	09/23/1988	Active	19	0	0	0.00%	15		0	Y		R	07/2025		
Exc Award (06/30/2021, 06/30/2023)																
62790	NARELLAN	02/17/2000	Active	10	1	0	11.11%	8		0	Y	2		07/2025		
Exc Award (06/30/2024)																
22492	NIMMITABEL	05/04/1970	Active	10	0	0	0.00%	10		37	Y			11/2021	\$653.55	
29660	OAK FLATS	07/15/1974	Active	22	0	0	0.00%	20		1	Y		N	07/2025		
Exc Award (06/30/2021)																
22496	PAMBULA-MERIMBULA	08/17/1965	Active	42	1	0	2.44%	46		0	Y			06/2025		
Exc Award (06/30/2016, 06/30/2018, 06/30/2021, 06/30/2022, 06/30/2023)																
22498	QUEANBEYAN	05/29/1957	Active	32	0	0	0.00%	30		0	Y			05/2025	\$653.55	
126608	Shoalhaven Heads	01/28/2016	Active	13	0	0	0.00%	15		5	Y	3		03/2025		
128064	South West Sydney	06/23/2016	Active	12	0	0	0.00%	12		0	N	None		08/2021		
30895	SUSSEX INLET & DISTRICT	06/10/1975	Active	18	0	0	0.00%	17		4	Y	8	R	07/2025		
64757	SYDNEY BASEBALL	10/29/2001	Active	8	0	0	0.00%	9		8	Y	12		07/2021		
22330	TAHMOOR	08/31/1972	Active	14	0	0	0.00%	16		2	Y	2		07/2025		
Exc Award (06/30/2024)																
22499	TATHRA	01/03/1974	Active	42	0	0	0.00%	43		11	Y	3		07/2025		
22331	ULLADULLA MILTON	03/26/1963	Active	58	2	0	3.57%	66		0	Y	2		07/2025		
Exc Award (06/30/2016, 06/30/2018)																



Club Health Assessment for District 201N2 through July 2025

INTERNATIONAL

			Status	Membership					Reports					Finance	LCIF	
Club Number	Club Name	Charter Date	Times in Status Quo in Past 2 Years	Current Member Count **	YTD Members Added	YTD Members Dropped	YTD Net Growth% ***	Member Count 1 Year Ago	Dropped Members Avg.Length of Service	Months Since Membership Update	Current Officers Reported ****	Current President Repeated Term	VP Reported *****	Last Date Reported Service (mm/yyyy)	Account Balance	YTD Donations
121579	Wattle Grove	04/18/2014	Active	17	0	0	0.00%	17		4	Y	2		04/2024	90+ Days	
	Exc Award (06/30/2018)															
22335	WOLLONGONG	03/13/1957	Active	23	0	0	0.00%	18		1	Y			07/2025		
	Exc Award (06/30/2018, 06/30/2025)															
22337	WOONONA	02/16/1970	Active	10	0	0	0.00%	15		2	Y			07/2025		
22508	YASS	09/03/1959	Active	17	0	2	-10.53%	19	47	0	Y			07/2025		

Clubs Cancelled Previous Fiscal Year – Clubs Cancelled within last 12 months may be reinstated

Club Number	Club Name	Charter Date	Current Status*	Cancellation Date
22310	LIVERPOOL	11/27/1957	Cancelled(8*)	12/30/2024
32829	NAROOMA & DISTRICT	10/05/1976	Cancelled(6*)	08/29/2024
124155	Shellharbour	02/10/2015	Cancelled(6*)	08/29/2024
52993	WAKELEY FAIRFIELD	04/29/1992	Cancelled(6*)	08/29/2024

Current Total Clubs Count	YTD New Clubs Count	YTD Cancelled Clubs Count	YTD Net Club Gain	Current Total Members Count	YTD Add	YTD Drop	YTD Net Growth	YTD Net Growth %	Member Count 12 Months Ago	Average Member Count Per Club	% of Clubs with less than 20 members	% No Officer Report in 12 Months	% of Clubs with balance 90+ days	Number of Clubs in Status Quo	% Status Quo Clubs in Financial Suspension	Number of Cancelled Clubs	Average Cancelled Club Age	Members Lost Due to Cancellation	% of Clubs Cancelled for Non-Financial Reasons
62	0	0	0	1,307	20	9	11	0.85%	1,316	21	55%	6%	8%	0	0%	0	0	0	0%

* - P - Priority Club. Cancellation Reasons: 1-Objectives/conduct, 2-Non-active club, 5-Non-existing club, 6-Disbanding, 7-Merger, 8-Financial Suspension, 9-District/Multiple District Dues.

** Red denotes below 15 active members.

*** Red denotes 20% + loss.

**** Y - all 3 (President, Secretary, Treasurer) club officers reported, N - not all 3 reported.

***** Abbreviation: N-New, IP-Immediate Past, R-Repeat.




Club Health Assessment for District 201N3 through July 2025

			Status	Membership						Reports				Finance	LCIF	
Club Number	Club Name	Charter Date	Times in Status Quo in Past 2 Years	Current Member Count **	YTD Members Added	YTD Members Dropped	YTD Net Growth% ***	Member Count 1 Year Ago	Dropped Members Avg.Length of Service	Months Since Membership Update	Current Officers Reported ****	Current President Repeated Term	VP Reported *****	Last Date Reported Service (mm/yyyy)	Account Balance	YTD Donations
Clubs more than two years old																
22383	ABERDEEN AND SCONE	07/14/1971	Active	16	0	0	0.00%	16		0	Y	4	R	07/2025		
22384	ADAMSTOWN	03/30/1962	Active	24	0	0	0.00%	27		1	Y			07/2025		
Exc Award (06/30/2016)																
122643	Belmont & District	06/30/2014	Active	8	0	0	0.00%	10		10	Y	2	N	03/2025		
22391	BRANXTON	02/11/1957	Active	16	0	0	0.00%	18		2	Y	3	N	08/2024		
108516	BULAHDELAH	05/28/2010	Active	18	4	1	20.00%	14	2	0	Y	7		07/2025		
22393	CESSNOCK	04/21/1953	Active	25	1	1	0.00%	24	0	0	Y		N	07/2025		
105285	CESSNOCK WINE COUNTRY	04/24/2009	Active	11	1	0	10.00%	8		0	Y			05/2025		
22394	CHARLESTOWN	05/11/1960	Active	24	0	0	0.00%	21		2	Y		R	07/2025		
43525	CHARMHAVEN	02/28/1984	Active	21	0	0	0.00%	19		0	Y	2	N	03/2025		\$100.00
50905	CHITTAWAY BAY	08/13/1990	Active	11	0	0	0.00%	10		11	Y	3		06/2025		\$653.55
57078	CLARENCE TOWN	06/19/1995	Active	12	1	0	9.09%	13		0	Y		IP	06/2025		
22469	COOLAH	03/05/1963	Active	14	1	1	0.00%	17	4	0	Y		R	07/2025		
52401	DENMAN	01/14/1992	Active	20	0	0	0.00%	18		0	Y	8	N	06/2025		
22475	DUNEDOO	11/22/1960	Active	18	0	0	0.00%	17		1	Y		N	03/2025		
Exc Award (06/30/2018, 06/30/2023)																
29861	EAST MAITLAND	10/07/1974	Active	24	0	0	0.00%	23		1	Y		N	06/2024		
61075	ELEEBANA	08/11/1998	Active	9	0	0	0.00%	9		0	N	11	N	10/2024		
43166	ELERMORE VALE	11/09/1983	Active	22	0	1	-4.35%	23	35	0	N	2		07/2025		
22400	GLOUCESTER	05/01/1969	Active	11	2	1	10.00%	12	0	0	Y	6	N	07/2025		
59596	GOROKAN-KANWAL	05/23/1997	Active	11	0	0	0.00%	11		2	Y		R	06/2025	90+ Days	
22401	GOSFORD CITY EAST GOSFORD INC	09/09/1957	Active	23	0	1	-4.17%	24	1	0	Y			06/2025		
41748	GREEN POINT AVOCA	07/01/1982	Active	13	2	0	18.18%	17		0	Y	2		01/2024		
40258	GWANDALAN	07/17/1981	Active	32	0	0	0.00%	30		0	Y		N	07/2025		
144896	Gwandalan Lioness	01/26/2021	Active	27	0	0	0.00%	31		0	Y	3	R	07/2025		
Exc Award (06/30/2023)																
22412	HUNTER BUSINESS	02/03/1960	Active	9	0	0	0.00%	9		4	Y	3		03/2025		\$32.68



Club Health Assessment for District 201N3 through July 2025

			Status	Membership						Reports				Finance	LCIF	
Club Number	Club Name	Charter Date	Times in Status Quo in Past 2 Years	Current Member Count **	YTD Members Added	YTD Members Dropped	YTD Net Growth% ***	Member Count 1 Year Ago	Dropped Members Avg.Length of Service	Months Since Membership Update	Current Officers Reported ****	Current President Repeated Term	VP Reported *****	Last Date Reported Service (mm/yyyy)	Account Balance	YTD Donations
22421	HUNTER-WALLSEND	12/04/1967	Active	5	0	0	0.00%	7		1	Y	16		07/2025		
22408	JESMOND	10/29/1963	Active	27	1	1	0.00%	25	21	0	Y	3	N	07/2025		
36920	KILLARNEY BATEAU L C	04/12/1979	Active	16	0	1	-5.88%	20	61	0	Y	3		07/2025		
22410	KURRI KURRI	09/13/1957	Active	6	0	0	0.00%	6		2	Y	5	N	02/2025		
22411	MAITLAND	10/22/1953	Active	35	0	0	0.00%	35		0	Y		R	07/2025		
60003	MAYFIELD-WARATAH B & V IMP L C Exc Award (06/30/2018)	10/01/1997	Active	13	0	0	0.00%	13		14	Y			03/2019		
42446	MEDOWIE	03/28/1983	Active	30	1	0	3.45%	29		0	Y		IP	07/2025		
37642	MORISSET Exc Award (06/30/2023)	10/31/1979	Active	27	1	1	0.00%	25	1	0	Y	2		07/2025		
22489	MUDGE	04/13/1961	Active	35	0	0	0.00%	36		4	Y			07/2025		
22416	MUSWELLBROOK	10/07/1956	Active	6	0	0	0.00%	5		4	Y	3		12/2023		
22419	NEWCASTLE	11/25/1954	Active	10	0	0	0.00%	13		1	Y	5	R	12/2024		
22425	RAYMOND TERRACE	09/05/1956	Active	29	2	0	7.41%	30		0	Y	3	N	07/2025		
22428	SINGLETON	09/04/1956	Active	23	0	0	0.00%	24		2	Y		N	11/2024		
143332	Singleton Lioness	11/13/2020	Active	18	0	0	0.00%	24		1	Y			07/2025		
35815	SOLDIERS POINT	06/14/1978	Active	20	0	0	0.00%	6		1	Y	2	N	04/2025		\$50.00
22430	STROUD	11/03/1955	Active	7	0	0	0.00%	10		2	N	None	R	02/2025		
22431	SWANSEA	07/11/1973	Active	13	0	0	0.00%	12		9	Y	12		06/2025		
22434	TEA GARDENS	04/10/1968	Active	37	2	0	5.71%	38		0	Y	2	R	07/2025		
22435	TERRIGAL-WAMBERAL	09/14/1960	Active	20	0	0	0.00%	32		1	Y	3	R	12/2024		
22436	THE ENTRANCE	10/03/1956	Active	27	0	0	0.00%	27		7	Y		N	07/2025		
43781	TILLIGERRY PENINSULA LEMON T P	04/20/1984	Active	26	0	0	0.00%	26		1	Y			02/2024		
22437	TORONTO	03/18/1958	Active	18	0	0	0.00%	19		4	Y	2	N	03/2025		
22438	TOUKLEY	04/13/1967	Active	24	0	0	0.00%	24		1	Y	3	R	07/2025		
22441	VALENTINE Exc Award (06/30/2022, 06/30/2023)	12/26/1973	Active	50	1	1	0.00%	42	32	0	Y		N	06/2025		
30977	WANGI	06/20/1975	Active	10	0	0	0.00%	7		5	Y	3		12/2020		



Club Health Assessment for District 201N3 through July 2025

			Membership							Reports				Finance		LCIF			
Club Number	Club Name	Charter Date	Status	Current Member Count **	YTD Members Added	YTD Members Dropped	YTD Net Growth% ***	Member Count 1 Year Ago	Dropped Members Avg.Length of Service	Months Since Membership Update	Current Officers Reported ****	Current President Repeated Term	VP Reported *****	Last Date Reported Service (mm/yyyy)	Account Balance	YTD Donations			
			Times in Status Quo in Past 2 Years																
22444	WARNERS BAY	04/28/1966	Active	8	0	1	-11.11%	10	0	0	Y	2		07/2025					
137839	West Maitland Centennial	04/04/2019	Active	19	0	3	-13.64%	21	6	0	N	None	R	02/2024					
35619	WOY WOY PENINSULA L C	05/03/1978	Active	19	0	0	0.00%	20		0	Y			06/2024					
130682	Wyoming-East Gosford Centennial	05/16/2017	Active	29	0	0	0.00%	37		1	Y	3	R	01/2025					
22449	WYONG	10/22/1969	Active	19	0	0	0.00%	16		3	Y	2	N	07/2025					
Exc Award (06/30/2021, 06/30/2025)																			
Current Total Clubs Count	YTD New Clubs Count	YTD Cancelled Clubs Count	YTD Net Club Gain	Current Total Members Count	YTD Add	YTD Drop	YTD Net Growth %	Member Count 12 Months Ago	Average Member Count Per Club	% of Clubs with less than 20 members	% No Officer Report in 12 Months	% of Clubs with balance 90+ days	Number of Clubs in Status Quo	% Status Quo Clubs in Financial Suspension	Number of Cancelled Clubs	Average Cancelled Club Age	Members Lost Due to Cancellation	% of Clubs Cancelled for Non-Financial Reasons	
54	0	0	0	1,045	20	14	6	0.58%	1,060	19	54%	0%	2%	0	0%	0	0	0	0%

* - P - Priority Club. Cancellation Reasons: 1-Objectives/conduct, 2-Non-active club, 5-Non-existing club, 6-Disbanding, 7-Merger, 8-Financial Suspension, 9-District/Multiple District Dues.

** Red denotes below 15 active members.

*** Red denotes 20% + loss.

**** Y - all 3 (President, Secretary, Treasurer) club officers reported, N - not all 3 reported.

***** Abbreviation: N-New, IP-Immediate Past, R-Repeat.




Club Health Assessment for District 201N4 through July 2025

			Status	Membership					Reports				Finance		LCIF	
Club Number	Club Name	Charter Date	Times in Status Quo in Past 2 Years	Current Member Count **	YTD Members Added	YTD Members Dropped	YTD Net Growth% ***	Member Count 1 Year Ago	Dropped Members Avg.Length of Service	Months Since Membership Update	Current Officers Reported ****	Current President Repeated Term	VP Reported *****	Last Date Reported Service (mm/yyyy)	Account Balance	YTD Donations
Clubs more than two years old																
40163	ARDLETHAN	06/30/1981	Active	13	5	0	62.50%	8		0	Y			07/2025		
22453	BATHURST	04/08/1960	Active	45	0	0	0.00%	47		3	Y	2		07/2025		
Exc Award (06/30/2020)																
28063	BINNAWAY	02/18/1974	Active	14	0	0	0.00%	11		2	Y	7	R	01/2025		
62163	BOOROWA	06/23/1999	Active	13	2	0	18.18%	13		0	Y		IP	07/2025		\$326.77
154169	Calare Veterans and First Responders	06/02/2023	Active	7	0	0	0.00%	15		1	Y	3	R	12/2024		
22466	CANOWINDRA	06/27/1966	Active	17	0	0	0.00%	17		2	Y		N	07/2025		
22468	COLEAMBALLY	07/12/1972	Active	30	0	0	0.00%	29		3	Y		N	02/2024		
29392	CONDOBOLIN NSW	05/29/1974	Active	7	0	0	0.00%	6		4	Y	6		06/2025		
36743	COOLAMON	03/08/1979	Active	19	0	0	0.00%	20		5	Y		R	01/2024		
22470	COONAMBLE	05/02/1963	Active	12	0	0	0.00%	11		3	Y	8		06/2011		
22472	COOTAMUNDRA	10/30/1962	Active	25	0	0	0.00%	24		2	Y		N	07/2025		
22473	COWRA	10/12/1961	Active	17	1	0	6.25%	18		0	Y			07/2025		
45378	CUDAL CARGO	09/23/1985	Active	19	1	0	5.56%	18		0	Y	2	N	07/2023		
22474	DUBBO N S W	02/15/1957	Active	14	0	0	0.00%	15		5	Y	3		11/2024		
101423	FORBES AND DISTRICT	03/14/2008	Active	14	0	0	0.00%	14		4	Y			07/2025		
40905	GEURIE	02/16/1982	Active	13	0	0	0.00%	14		4	Y	2	N	03/2025		
34680	GILGANDRA	11/09/1977	Active	20	0	0	0.00%	19		8	Y	3		06/2025		\$653.55
35816	GRENFELL	06/07/1978	Active	15	2	0	15.38%	13		1	Y	2	N	10/2024		
22479	GRIFFITH	03/27/1963	Active	38	0	0	0.00%	43		1	N		R	07/2025		
47527	GULARGAMBONE	06/22/1987	Active	16	0	0	0.00%	17		5	Y	4		07/2019		
22480	GUNDAGAI	04/24/1973	Active	12	0	0	0.00%	12		1	Y	4		06/2025		
22483	HILLSTON	03/25/1965	Active	9	0	1	-10.00%	11	37	1	Y		N	06/2025		
Exc Award (06/30/2018)																
29417	JUNEE	05/31/1974	Active	17	0	1	-5.56%	20	4	0	Y			07/2025		
22486	LEETON	05/01/1967	Active	23	0	0	0.00%	20		1	Y	3	R	04/2025		
Exc Award (06/30/2017, 06/30/2018)																



Club Health Assessment for District 201N4 through July 2025


			Status	Membership						Reports				Finance	LCIF	
Club Number	Club Name	Charter Date	Times in Status Quo in Past 2 Years	Current Member Count **	YTD Members Added	YTD Members Dropped	YTD Net Growth% ***	Member Count 1 Year Ago	Dropped Members Avg.Length of Service	Months Since Membership Update	Current Officers Reported ****	Current President Repeated Term	VP Reported *****	Last Date Reported Service (mm/yyyy)	Account Balance	YTD Donations
22584	LITHGOW	02/13/1961	Active	16	0	0	0.00%	21		1	Y	2		07/2025		
22487	MANILDRA	06/23/1972	Active	14	0	0	0.00%	13		4	Y			06/2025		
31870	MOUNT PANORAMA	03/15/1976	Active	27	0	0	0.00%	29		1	Y	3	R	07/2025		
22490	NARRANDERA	08/21/1963	Active	14	0	0	0.00%	17		3	Y	2	R	06/2025		
22491	NARROMINE	06/05/1953	Active	20	0	0	0.00%	19		3	Y	2	N	09/2024		\$653.55
22495	ORANGE	09/25/1958	Active	18	0	1	-5.26%	21	3	0	Y			07/2025		
33741	ORANGE CANOBOLAS	04/14/1977	Active	22	0	0	0.00%	22		0	Y		N	07/2025		
Exc Award (06/30/2024)																
22500	TEMORA	10/20/1960	Active	29	0	0	0.00%	27		3	Y			01/2021		
37177	TOORAWEEAH	05/24/1979	Active	17	0	0	0.00%	19		3	Y			03/2021		
33742	TOTTENHAM	04/14/1977	Active	14	0	0	0.00%	18		1	Y		N	03/2018		
110314	TRANGIE	02/08/2011	Active	6	0	3	-33.33%	9	10	0	Y	4		04/2018		
33574	TUMBARUMBA	03/22/1977	Active	5	3	0	150.00%	13		0	Y			05/2018		
22502	TUMUT	07/16/1970	Active	7	0	0	0.00%	9		4	Y	6	N	04/2025		
22504	WAGGA WAGGA SOUTH WAGGA	10/16/1969	Active	34	1	1	0.00%	36	41	0	Y	2	N	05/2025		
40165	WARREN	06/30/1981	Active	13	0	0	0.00%	10		1	Y		R	08/2022		
22506	WELLINGTON	11/28/1957	Active	18	3	0	20.00%	9		0	N	3		07/2025		
22507	WEST WYALONG	03/27/1963	Active	32	0	0	0.00%	36		3	Y		N	05/2011		
Exc Award (06/30/2018)																
46252	WINMALEE	05/30/1986	Active	15	0	0	0.00%	16		5	Y	13	R	03/2025		
22509	YOUNG	06/12/1959	Active	28	0	0	0.00%	26		0	Y	2	R	07/2025		
Exc Award (06/30/2023, 06/30/2024, 06/30/2025)																

Clubs Cancelled Previous Fiscal Year – Clubs Cancelled within last 12 months may be reinstated

Club Number	Club Name	Charter Date	Current Status*	Cancellation Date
22493	NYNGAN	09/30/1955	Cancelled(6*)	08/29/2024
33452	YANCO	03/15/1977	Cancelled(6*)	08/29/2024



Club Health Assessment for District 201N4 through July 2025

<div>International Club of Presidents</div>						Status		Membership					Reports				Finance		LCIF
						Times in Status Quo in Past 2 Years		Current Member Count **	YTD Members Added	YTD Members Dropped	YTD Net Growth***	Member Count 1 Year Ago	Dropped Members Avg.Length of Service	Months Since Membership Update	Current Officers Reported ****	Current President Repeated Term	VP Reported *****	Last Date Reported Service (mm/yyyy)	Account Balance
Club Number	Club Name		Charter Date																
Current Total Clubs Count	YTD New Clubs Count	YTD Cancelled Clubs Count	YTD Net Club Gain	Current Total Members Count	YTD Add	YTD Drop	YTD Net Growth	YTD Net Growth %	Member Count 12 Months Ago	Average Member Count Per Club	% of Clubs with less than 20 members	% No Officer Report in 12 Months	% of Clubs with balance 90+ days	Number of Clubs in Status Quo	% Status Quo Clubs in Financial Suspension	Number of Cancelled Clubs	Average Cancelled Club Age	Members Lost Due to Cancellation	% of Clubs Cancelled for Non-Financial Reasons
43	0	0	0	778	18	7	11	1.43%	805	18	70%	0%	0%	0	0%	0	0	0	0%

* - P - Priority Club. Cancellation Reasons: 1-Objectives/conduct, 2-Non-active club, 5-Non-existing club, 6-Disbanding, 7-Merger, 8-Financial Suspension, 9-District/Multiple District Dues.

** Red denotes below 15 active members.

*** Red denotes 20% + loss.

**** Y - all 3 (President, Secretary, Treasurer) club officers reported, N - not all 3 reported.

***** Abbreviation: N-New, IP-Immediate Past, R-Repeat.




Club Health Assessment for District 201N5 through July 2025

INTERNATIONAL

			Status	Membership						Reports				Finance		LCIF
Club Number	Club Name	Charter Date	Times in Status Quo in Past 2 Years	Current Member Count **	YTD Members Added	YTD Members Dropped	YTD Net Growth% ***	Member Count 1 Year Ago	Dropped Members Avg.Length of Service	Months Since Membership Update	Current Officers Reported ****	Current President Repeated Term	VP Reported *****	Last Date Reported Service (mm/yyyy)	Account Balance	YTD Donations
Clubs less than two years old																
180335	Box Hill Gables	01/16/2025	Active	32	4	0	14.29%	0		0	Y	2	R	05/2025		\$50.00
157939	Sydney Building	04/11/2024	Active	13	0	9	-40.91%	28	3	0	Y			06/2025	90+ Days	
156026	Sydney Compassion	09/27/2023	Active	21	0	0	0.00%	27		1	N	None		11/2024		
156022	Sydney Sunny	09/27/2023	Active	29	0	0	0.00%	28		3	Y	3		10/2024		
187001	Sydney Wings of Fire	07/13/2025	Newly Chartered	23	23	0	100.00%	0		0	Y					
Clubs more than two years old																
22599	BALGOWLAH Exc Award (06/30/2019, 06/30/2021)	12/15/1961	Active	11	0	0	0.00%	13		1	Y	2		07/2025		\$653.55
22561	BAULKHAM HILLS Exc Award (06/30/2023)	01/19/1961	Active	10	0	0	0.00%	13		0	Y	2	N	06/2025		
22563	BEROWRA Exc Award (06/30/2018, 06/30/2020)	12/26/1972	Active	19	0	0	0.00%	20		1	Y	2		03/2025		
22564	BLACKTOWN CITY Exc Award (06/30/2017, 06/30/2020, 06/30/2021, 06/30/2022, 06/30/2023)	09/22/1960	Active	28	0	0	0.00%	28		4	Y	2	R	07/2025		
127158	Blacktown Ponds Exc Award (06/30/2018, 06/30/2019, 06/30/2020, 06/30/2021, 06/30/2022, 06/30/2023, 06/30/2024)	03/30/2016	Active	81	9	0	12.50%	122		0	Y		IP	07/2025		\$65.35
22283	BONDI	07/19/1956	Active	13	0	0	0.00%	18		1	Y	7	R	07/2025		
56119	BURWOOD AND STRATHFIELD Exc Award (06/30/2022, 06/30/2024)	09/28/1994	Active	14	0	0	0.00%	17		0	Y			06/2025		\$196.06
37444	CAMBRIDGE PARK Exc Award (06/30/2021, 06/30/2022)	07/24/1979	Active	13	0	0	0.00%	15		4	Y			07/2025		
22278	CANTERBURY-BANKSTOWN	03/28/1956	Active	17	0	0	0.00%	26		4	Y		IP	02/2025		
22567	CARLINGFORD DUNDAS Exc Award (06/30/2017)	08/27/1963	Active	24	0	1	-4.00%	28	52	0	Y	3		07/2025	90+ Days	
22566	CASTLE HILL Exc Award (06/30/2023)	04/05/1971	Active	30	0	0	0.00%	30		2	Y	2	N	07/2025		



Club Health Assessment for District 201N5 through July 2025

			Status	Membership						Reports					Finance	LCIF
Club Number	Club Name	Charter Date	Times in Status Quo in Past 2 Years	Current Member Count **	YTD Members Added	YTD Members Dropped	YTD Net Growth% ***	Member Count 1 Year Ago	Dropped Members Avg.Length of Service	Months Since Membership Update	Current Officers Reported ****	Current President Repeated Term	VP Reported *****	Last Date Reported Service (mm/yyyy)	Account Balance	YTD Donations
111475	CHATSWOOD EXECUTIVE BUSINESS Exc Award (06/30/2022)	06/23/2011	Active	22	0	1	-4.35%	24	3	0	Y		N	04/2025	90+ Days	
22605	CITY OF RYDE Exc Award (06/30/2018, 06/30/2020)	09/12/1956	Active	5	0	0	0.00%	7		2	Y			04/2025		
87829	COOGEE	04/19/2005	Active	26	0	0	0.00%	22		3	Y		R	03/2025		
55829	CRESTWOOD Exc Award (06/30/2016, 06/30/2017, 06/30/2018)	06/14/1994	Active	7	0	0	0.00%	10		1	Y			04/2025		
22293	CRONULLA	12/13/1965	Active	12	0	0	0.00%	16		0	Y			07/2025		
48358	EMU PLAINS Exc Award (06/30/2017, 06/30/2018, 06/30/2020, 06/30/2022, 06/30/2024)	03/31/1988	Active	14	0	0	0.00%	14		2	Y			05/2025		
22574	EPPING EASTWOOD Exc Award (06/30/2021, 06/30/2024)	11/13/1957	Active	25	0	0	0.00%	25		0	Y	3	R	07/2025		
22576	FRENCHS FOREST	05/22/1961	Active	19	0	0	0.00%	19		4	Y	2		07/2025		
22300	GREENACRE	04/16/1962	Active	6	0	0	0.00%	13		4	Y	4	N	08/2024		
22578	HORNSBY Exc Award (06/30/2019, 06/30/2020, 06/30/2022, 06/30/2023)	07/01/1958	Active	15	0	0	0.00%	15		0	Y	4	R	07/2025		
37445	KELLYVILLE Exc Award (06/30/2021, 06/30/2022)	07/24/1979	Active	38	0	0	0.00%	36		1	Y	5	R	06/2025		
39073	KINGS LANGLEY INC Exc Award (06/30/2017, 06/30/2018, 06/30/2019, 06/30/2022, 06/30/2024)	11/25/1980	Active	18	0	1	-5.26%	27	11	0	Y	3		06/2025		
22306	KOGARAH	10/20/1953	Active	18	0	0	0.00%	19		0	Y	6	N	07/2025		
22582	KU-RING-GAI	01/12/1954	Active	16	0	0	0.00%	18		1	Y	2	R	05/2025		
29312	LUGARNO NSW Exc Award (06/30/2017, 06/30/2019, 06/30/2022)	05/15/1974	Active	49	0	0	0.00%	51		2	Y	2	R	07/2025		
22586	MANLY Exc Award (06/30/2016, 06/30/2017, 06/30/2018, 06/30/2019, 06/30/2020, 06/30/2021, 06/30/2022, 06/30/2024, 06/30/2025)	12/14/1955	Active	44	0	0	0.00%	40		3	Y	3	R	07/2025		
22311	MAROUBRA	09/23/1963	Active	20	1	0	5.26%	17		0	Y		R	07/2025		



Club Health Assessment for District 201N5 through July 2025

			Status	Membership						Reports				Finance	LCIF	
Club Number	Club Name	Charter Date	Times in Status Quo in Past 2 Years	Current Member Count **	YTD Members Added	YTD Members Dropped	YTD Net Growth% ***	Member Count 1 Year Ago	Dropped Members Avg.Length of Service	Months Since Membership Update	Current Officers Reported ****	Current President Repeated Term	VP Reported *****	Last Date Reported Service (mm/yyyy)	Account Balance	YTD Donations
Exc Award (06/30/2021, 06/30/2022, 06/30/2024)																
22588	MT DRUITT	01/09/1973	Active	9	0	0	0.00%	11		1	N	None		05/2025		
65271	NEW SOUTH WALES PARLIAMENTARY	04/23/2002	Active	16	1	1	0.00%	15	2	0	N			05/2025		
22606	NORFOLK ISLAND	05/09/1964	Active	12	0	4	-25.00%	17	7	0	Y	2		01/2025		
Exc Award (06/30/2018)																
52403	NORFOLK ISLAND ARTHURS VALE	01/15/1992	Active	10	0	0	0.00%	11		4	N	2		05/2025		
Exc Award (06/30/2021)																
33573	OATLEY	03/22/1977	Active	34	6	0	21.43%	33		0	Y	4	N	07/2025		
Exc Award (06/30/2017, 06/30/2020, 06/30/2021, 06/30/2022)																
22593	PARRAMATTA	07/09/1958	Active	45	0	0	0.00%	46		1	Y	2	N	07/2025		
Exc Award (06/30/2016, 06/30/2018, 06/30/2020, 06/30/2021, 06/30/2022, 06/30/2023, 06/30/2024)																
22589	PENRITH	03/04/1957	Active	13	0	0	0.00%	13		0	Y	4	R	07/2025		
152664	Reid	09/23/2022	Active(1)	13	0	0	0.00%	14		0	Y	2		12/2024		
22595	RICHMOND N S W	08/12/1957	Active	44	0	0	0.00%	38		0	Y			07/2025		
Exc Award (06/30/2021, 06/30/2022, 06/30/2023)																
22596	RIVERSTONE & DISTRICT L C	04/01/1971	Active	18	0	0	0.00%	16		2	N	2	R	05/2025		
22597	ST IVES	06/06/1972	Active	13	0	0	0.00%	13		0	Y	2		07/2025		
Exc Award (06/30/2024)																
22291	SUTHERLAND SHIRE	03/05/1957	Active	6	0	0	0.00%	20		1	Y	2		05/2025	90+ Days	
151992	Sydney All Bright	08/16/2022	Active	13	1	0	8.33%	15		0	Y	5		07/2025		
151840	Sydney Alliance	08/04/2022	Active	6	2	1	20.00%	5	3	0	Y	2		07/2025		
136373	Sydney Autism Community	09/05/2018	Active	6	0	0	0.00%	5		1	Y	6		06/2025		
Exc Award (06/30/2021)																
153146	Sydney Bayside	02/02/2023	Active	8	0	0	0.00%	13		1	Y	4		03/2025		
151472	Sydney Ceylon	06/22/2022	Active	29	0	0	0.00%	21		0	Y		N	07/2025		
Exc Award (06/30/2024)																
106847	SYDNEY CHAMPIONS INNER WEST L C INC	11/02/2009	Active	13	0	1	-7.14%	14	1	0	Y	5		02/2025		



Club Health Assessment for District 201N5 through July 2025

Club Number	Club Name	Charter Date	Status	Membership					Reports					Finance	LCIF	
			Times in Status Quo in Past 2 Years	Current Member Count **	YTD Members Added	YTD Members Dropped	YTD Net Growth% ***	Member Count 1 Year Ago	Dropped Members Avg.Length of Service	Months Since Membership Update	Current Officers Reported ****	Current President Repeated Term	VP Reported *****	Last Date Reported Service (mm/yyyy)	Account Balance	YTD Donations
Exc Award (06/30/2021, 06/30/2022)																
56629	SYDNEY CHINESE	03/09/1995	Active	120	7	0	6.19%	105		0	Y		N	03/2025		
Exc Award (06/30/2018, 06/30/2023, 06/30/2024)																
131344	Sydney Chinese Business	06/15/2017	Active(1)	20	15	2	185.71%	8	0	0	N	3	N	06/2025		
Exc Award (06/30/2023)																
153570	Sydney Concord	01/30/2023	Active(1)	34	0	0	0.00%	12		2	Y	2		05/2025		
Exc Award (06/30/2022, 06/30/2024)																
127170	SYDNEY DEFENCE AND EMERGENCY SERVICES	03/29/2016	Active	70	0	0	0.00%	127		1	Y	4		10/2024		
Exc Award (06/30/2022, 06/30/2024)																
144060	Sydney Dream Care	12/18/2020	Active(1)	13	0	0	0.00%	13		16	Y	6		04/2025		
Exc Award (06/30/2023)																
119612	Sydney Eye	06/11/2013	Active	21	0	0	0.00%	22		5	N	None		11/2024		
Exc Award (06/30/2022)																
120136	Sydney Follow Your Dream	08/13/2013	Active	35	1	0	2.94%	43		0	Y	7		07/2025		
Exc Award (06/30/2021, 06/30/2022, 06/30/2023)																
153824	Sydney Greater Bay Area	03/28/2023	Active	10	0	0	0.00%	12		9	Y	4		03/2025		
Exc Award (06/30/2024)																
154136	Sydney Harmony	04/11/2023	Active	30	0	0	0.00%	25		1	Y		R	07/2025		
Exc Award (06/30/2024)																
22326	SYDNEY HOST	12/02/1952	Active	18	0	0	0.00%	25		1	Y		R	03/2025	90+ Days	
Exc Award (06/30/2022, 06/30/2023)																
123858	Sydney Indian	01/05/2015	Active	16	0	0	0.00%	27		0	Y	2	N	06/2025		
Exc Award (06/30/2017)																
60757	SYDNEY INNER WEST	05/11/1998	Active	47	0	0	0.00%	45		1	Y	2	R	07/2025		
Exc Award (06/30/2021, 06/30/2023)																
52402	SYDNEY JUNG-ANG	01/17/1992	Active	10	0	0	0.00%	10		16	Y	2	N	09/2024		
Exc Award (06/30/2022)																
108758	SYDNEY NEPAL HIMALAYA	06/25/2010	Active	15	0	0	0.00%	17		3	N	None		11/2024		
Exc Award (06/30/2022)																
138014	Sydney New Age	05/02/2019	Active	21	0	0	0.00%	25		1	Y	2	N	07/2025		
Exc Award (06/30/2021, 06/30/2023)																
67189	SYDNEY NORTH WEST	01/23/2003	Active	26	0	0	0.00%	26		3	Y	5	N	05/2025	90+ Days	
Exc Award (06/30/2023)																
57984	SYDNEY PACIFIC	03/18/1996	Active	23	0	0	0.00%	26		1	Y		R	03/2025		\$3,267.75



Club Health Assessment for District 201N5 through July 2025


			Status	Membership					Reports				Finance	LCIF		
Club Number	Club Name	Charter Date	Times in Status Quo in Past 2 Years	Current Member Count **	YTD Members Added	YTD Members Dropped	YTD Net Growth% ***	Member Count 1 Year Ago	Dropped Members Avg.Length of Service	Months Since Membership Update	Current Officers Reported ****	Current President Repeated Term	VP Reported *****	Last Date Reported Service (mm/yyyy)	Account Balance	YTD Donations
Exc Award (06/30/2018, 06/30/2023)																
105799	SYDNEY SEASIDE	06/18/2009	Active	0	0	0	0.00%	12		1	N	None		06/2025		
Exc Award (06/30/2021)																
115745	SYDNEY SELECTIVE	12/21/2011	Active	19	0	0	0.00%	19		0	Y	3		04/2025		
Exc Award (06/30/2021, 06/30/2023)																
120566	Sydney South Shapla Shaluk	10/17/2013	Active	5	0	0	0.00%	5		16	Y	10	R	12/2024		
127599	Sydney Sri Lankan	05/18/2016	Active	26	0	0	0.00%	23		3	Y	2	N	07/2025		
Exc Award (06/30/2022, 06/30/2023)																
153677	Sydney Star Sun	02/16/2023	Active	12	0	0	0.00%	25		7	Y	4		02/2025		
154137	Sydney Synergy	04/18/2023	Active	5	0	0	0.00%	9		7	N	4		07/2024		
89666	SYDNEY WARATAH	11/21/2005	Active	45	8	0	21.62%	39		0	Y		N	07/2025		
Exc Award (06/30/2021, 06/30/2022, 06/30/2023, 06/30/2024)																
118299	SYDNEY WEST	11/09/2012	Active	9	1	0	12.50%	11		0	Y			02/2025		
153901	The Hills Shire	03/16/2023	Active(1)	6	1	0	20.00%	26		0	Y	2		07/2025		
35817	TOONGABBIE SEVEN HILLS	06/29/1978	Active	23	0	0	0.00%	22		1	Y		N	07/2025		
Exc Award (06/30/2021, 06/30/2023, 06/30/2024)																
141177	Turramurra	03/12/2020	Active	10	2	0	25.00%	13		0	Y			07/2025		
Exc Award (06/30/2021)																
22604	WEST PENNANT HILLS-CHERRYBROOK	04/28/1964	Active	26	0	0	0.00%	26		1	Y	5	R	06/2025		
Exc Award (06/30/2017, 06/30/2022, 06/30/2023)																
108759	WESTERN SYDNEY	06/25/2010	Active	23	0	0	0.00%	23		16	Y	3		12/2024		
29314	WINSTON HILLS	05/03/1974	Active	19	0	0	0.00%	20		1	Y	3	R	07/2025		\$1,307.10
Exc Award (06/30/2018)																

Clubs Cancelled Previous Fiscal Year – Clubs Cancelled within last 12 months may be reinstated

Club Number	Club Name	Charter Date	Current Status*	Cancellation Date
153072	Schofields Tallawong	11/18/2022	Cancelled(6*)	06/29/2025
152592	Sydney Dragon Care	09/22/2022	Cancelled(6*)	06/29/2025



Club Health Assessment for District 201N5 through July 2025

<div></div>						Status		Membership				Reports				Finance		LCIF	
						Times in Status Quo in Past 2 Years	Current Member Count **	YTD Members Added	YTD Members Dropped	YTD Net Growth***	Member Count 1 Year Ago	Dropped Members Avg.Length of Service	Months Since Membership Update	Current Officers Reported ****	Current President Repeated Term	VP Reported *****	Last Date Reported Service (mm/yyyy)	Account Balance	YTD Donations
Club Number	Club Name		Charter Date																
Current Total Clubs Count	YTD New Clubs Count	YTD Cancelled Clubs Count	YTD Net Club Gain	Current Total Members Count	YTD Add	YTD Drop	YTD Net Growth	Member Count 12 Months Ago	Average Member Count Per Club	% of Clubs with less than 20 members	% No Officer Report in 12 Months	% of Clubs with balance 90+ days	Number of Clubs in Status Quo	% Status Quo Clubs in Financial Suspension	Number of Cancelled Clubs	Average Cancelled Club Age	Members Lost Due to Cancellation	% of Clubs Cancelled for Non-Financial Reasons	
82	1	0	1	1,797	82	21	61	3.51%	1,947	22	57%	4%	7%	0	0%	0	0	0	0%

* - P - Priority Club. Cancellation Reasons: 1-Objectives/conduct, 2-Non-active club, 5-Non-existing club, 6-Disbanding, 7-Merger, 8-Financial Suspension, 9-District/Multiple District Dues.

** Red denotes below 15 active members.

*** Red denotes 20% + loss.

**** Y - all 3 (President, Secretary, Treasurer) club officers reported, N - not all 3 reported.

***** Abbreviation: N-New, IP-Immediate Past, R-Repeat.



Club Health Assessment for District 201Q1 through July 2025

			Status	Membership					Reports					Finance	LCIF	
Club Number	Club Name	Charter Date	Times in Status Quo in Past 2 Years	Current Member Count **	YTD Members Added	YTD Members Dropped	YTD Net Growth% ***	Member Count 1 Year Ago	Dropped Members Avg.Length of Service	Months Since Membership Update	Current Officers Reported ****	Current President Repeated Term	VP Reported *****	Last Date Reported Service (mm/yyyy)	Account Balance	YTD Donations
Clubs more than two years old																
65265	ALGESTER PARKINSON INC.	04/23/2002	Active	23	0	0	0.00%	25		1	Y	3	N	07/2025		
77721	APPLE MAC USERS OF QLD	01/22/2004	Active	13	0	0	0.00%	16		2	N	3		03/2025		
36601	ASHMORE L C	02/16/1979	P- Active	4	0	0	0.00%	9		1	Y	3		11/2024		
22233	BALLINA	10/28/1952	Active	17	0	0	0.00%	18		1	Y	3	N	07/2025		
47724	BALLINA EAST	09/21/1987	P- Active	6	0	0	0.00%	7		2	Y	5		07/2025		
29885	BANGALOW	10/31/1974	Active	27	0	0	0.00%	24		0	Y		N	11/2024		
22234	BEAUDESERT	03/16/1960	Active	20	0	0	0.00%	22		2	Y	2		06/2025		
22236	BOONAH	02/15/1965	Active	19	3	2	5.56%	18	15	0	Y	3		11/2024		
23057	BRISBANE CAMP HILL CARINDALE	04/27/1966	Active	18	0	0	0.00%	20		0	Y			07/2025		\$68.19
57718	BRISBANE CHINESE	01/08/1996	Active	49	1	0	2.08%	52		0	Y		N	05/2025		
Exc Award (06/30/2021, 06/30/2023)																
23072	BRISBANE EKIBIN	11/22/1966	Active	8	0	0	0.00%	7		2	N	6		03/2025		
63670	BRISBANE HELLENIC	11/07/2000	Active	14	0	0	0.00%	18		1	Y		R	03/2025		
Exc Award (06/30/2020)																
23056	BRISBANE HOLLAND PARK	10/09/1968	Active	22	0	0	0.00%	29		0	Y		R	06/2025		
Exc Award (06/30/2024)																
23062	BRISBANE MACGREGOR	11/01/1971	Active	45	0	0	0.00%	52		1	Y			06/2025		
23061	BRISBANE MOOROOKA	05/17/1965	Active	20	0	0	0.00%	18		1	Y	2	R	01/2025		
Exc Award (06/30/2023)																
134369	Brisbane New Civitas	04/30/2018	Active	10	0	0	0.00%	8		1	Y			07/2025		
33456	BRISBANE PINELANDS	03/15/1977	Active	17	1	1	0.00%	16	0	0	Y		R	01/2025		
153823	Brisbane Taiwanese	03/01/2023	Active	32	0	0	0.00%	30		3	Y	5		07/2025		
Exc Award (06/30/2024)																
132379	Brisbane Zhong Hua	08/18/2017	Active	36	0	0	0.00%	36		9	N	None		11/2024		
22238	BRUNSWICK MULLUMBIMBY	09/02/1952	Active	10	0	0	0.00%	10		4	Y	7	R	11/2024		
Exc Award (06/30/2018)																
22239	BURLEIGH HEADS	05/26/1957	Active	23	2	1	4.55%	21	0	0	Y	3	R	06/2025		
30741	CABARITA BEACH & POTTS BCH LC	05/15/1975	Active	15	0	0	0.00%	13		1	Y	2		06/2025		




Club Health Assessment for District 201Q1 through July 2025

			Status	Membership					Reports					Finance	LCIF	
Club Number	Club Name	Charter Date	Times in Status Quo in Past 2 Years	Current Member Count **	YTD Members Added	YTD Members Dropped	YTD Net Growth% ***	Member Count 1 Year Ago	Dropped Members Avg.Length of Service	Months Since Membership Update	Current Officers Reported ****	Current President Repeated Term	VP Reported *****	Last Date Reported Service (mm/yyyy)	Account Balance	YTD Donations
64217	CALAMVALE	04/26/2001	Active	5	0	0	0.00%	9		1	Y			07/2025		
	Exc Award (06/30/2020)															
23070	CAPALABA	05/12/1971	Active	21	0	0	0.00%	20		1	Y		N	02/2025		\$32.68
108217	CARRARA	05/10/2010	Active	7	0	0	0.00%	16		1	Y	2		07/2025		
22240	CASINO	10/27/1952	Active	16	0	1	-5.88%	15	18	0	Y			01/2025		
22244	COOLANGATTA-TWEED HEADS	10/14/1952	Active	11	1	0	10.00%	10		0	Y	2	N	07/2025		
59820	FASSIFERN	06/30/1997	Active	7	0	0	0.00%	7		12	N	None		11/2024		
111060	GOLD COAST TALLEBUDGERA	05/12/2011	Active	31	0	0	0.00%	43		1	Y	5	N	06/2025		
	Exc Award (06/30/2018, 06/30/2020, 06/30/2023)															
22247	GOONDIWINDI	06/29/1965	Active	31	0	0	0.00%	31		12	N			11/2024		
109568	GOONELLABAH WOLLONGBAR & DISTRICTS	11/03/2010	Active	17	0	0	0.00%	18		2	Y	10	R	07/2025		
106001	GREATER MOUNT GRAVATT MANSFIELD	06/24/2009	Active	15	0	0	0.00%	11		1	Y	3	N	07/2025		
65225	GRIFFITH UNIVERSITY	04/09/2002	Active	12	0	0	0.00%	12		4	Y	2		07/2025		\$130.71
42000	HARRISVILLE	11/19/1982	Active	37	0	0	0.00%	37		0	N			11/2024		
41381	HELENSVALE	05/13/1982	Active	26	0	0	0.00%	30		2	Y		N	07/2025		
	Exc Award (06/30/2021, 06/30/2023)															
22248	INGLEWOOD	12/28/1971	Active	17	0	0	0.00%	10		4	Y	2		11/2024		
43255	KILLARNEY	12/16/1983	Active	14	0	0	0.00%	16		1	Y			11/2024		
22251	KINGSCLIFF	09/12/1957	Active	20	2	0	11.11%	17		0	Y	2		01/2025		
22252	KYOGLE	08/26/1952	Active	23	2	3	-4.17%	27	15	0	Y	2		06/2025		
66540	LENNOX HEAD	08/13/2002	Active	29	1	0	3.57%	28		0	Y	5	R	11/2024		
22253	LISMORE	07/01/1947	Active	30	0	0	0.00%	30		0	Y		N	07/2025		
38918	LISMORE CITY L C	09/05/1980	Active	15	0	0	0.00%	15		15	Y	2	R	11/2024		
131085	Logan Underwood	05/25/2017	Active	23	0	0	0.00%	23		1	Y	3		05/2025		
56782	LOGAN VILLAGE	04/12/1995	Active	56	0	0	0.00%	48		0	Y		N	11/2024		
	Exc Award (06/30/2021)															
34469	LOGAN WEST INC	09/07/1977	Active	3	0	0	0.00%	5		1	Y			11/2024		
84242	MACLEAY ISLAND	10/15/2004	Active	19	0	0	0.00%	11		8	Y	3	R	11/2024		



Club Health Assessment for District 201Q1 through July 2025

			Status	Membership					Reports				Finance	LCIF		
Club Number	Club Name	Charter Date	Times in Status Quo in Past 2 Years	Current Member Count **	YTD Members Added	YTD Members Dropped	YTD Net Growth***	Member Count 1 Year Ago	Dropped Members Avg.Length of Service	Months Since Membership Update	Current Officers Reported ****	Current President Repeated Term	VP Reported *****	Last Date Reported Service (mm/yyyy)	Account Balance	YTD Donations
43911	MUDGEERABA	05/04/1984	Active	39	8	0	25.81%	26		0	Y	5		07/2025		
22258	MURWILLUMBAH	08/03/1948	Active	22	0	0	0.00%	22		1	Y		IP	11/2024		
22261	PALM BEACH CURRUMBIN	05/26/1957	Active	27	0	1	-3.57%	28	55	0	Y	2		11/2024		
52651	REDLAND BAY-VICTORIA POINT	03/05/1992	Active	13	0	0	0.00%	19		1	Y			07/2025		
23083	REDLAND CITY, INC. L C	06/29/1966	Active	16	7	0	77.78%	10		0	Y			11/2024		
49134	ROBINA	01/05/1989	Active	33	0	0	0.00%	32		3	Y			07/2025		
Exc Award (06/30/2017)																
23084	ROCHEDALE SPRINGWOOD	05/10/1972	Active	16	0	1	-5.88%	19	3	0	Y	12		07/2025		
30616	ROSEWOOD	04/14/1975	Active	25	0	0	0.00%	29		4	Y			11/2024		
30786	RUNAWAY BAY	05/06/1975	Active	17	0	0	0.00%	21		0	Y		R	11/2024		\$653.55
Exc Award (06/30/2020)																
22264	SOUTHPORT	10/22/1952	Active	15	0	0	0.00%	16		1	Y	7		11/2024		
34880	ST GEORGE	12/30/1977	Active	11	0	0	0.00%	13		1	N			11/2024		
22265	STANTHORPE	02/14/1961	Active	36	0	0	0.00%	36		1	Y		N	02/2025		\$100.00
23086	SUNNYBANK	04/09/1963	Active	23	0	0	0.00%	19		1	Y		N	07/2025		\$130.71
52761	TAMBORINE MOUNTAIN	03/23/1992	Active	38	0	2	-5.00%	42	6	0	Y	2		07/2025		
Exc Award (06/30/2024)																
108936	TAMBORINE VILLAGE	07/20/2010	Active	29	0	0	0.00%	29		1	Y	2	N	07/2025		
22269	TENTERFIELD	06/17/1966	Active	19	0	0	0.00%	21		1	Y	2	N	07/2025		
Exc Award (06/30/2021)																
22270	TEXAS	12/09/1961	P- Active(1)	3	0	0	0.00%	3		15	N	None		11/2024		
136257	Upper Coomera	08/22/2018	Active	8	0	0	0.00%	12		3	Y	2		07/2025		
22274	WARWICK	02/22/1958	Active	14	0	0	0.00%	16		2	Y		N	05/2025		

Clubs Cancelled Previous Fiscal Year – Clubs Cancelled within last 12 months may be reinstated

Club Number	Club Name	Charter Date	Current Status*	Cancellation Date
47307	BONALBO UPPER CLARENCE	05/06/1987	Cancelled(6*)	06/29/2025
124336	BRISBANE UNITED ASIA BUSINESS	03/24/2015	Cancelled(6*)	08/29/2024
52156	ORMEAU	11/12/1991	Cancelled(8*)	06/29/2025



Club Health Assessment for District 201Q1 through July 2025

						Status		Membership					Reports				Finance		LCIF
						Times in Status Quo in Past 2 Years	Current Member Count **	YTD Members Added	YTD Members Dropped	YTD Net Growth***	Member Count 1 Year Ago	Dropped Members Avg.Length of Service	Months Since Membership Update	Current Officers Reported ****	Current President Repeated Term	VP Reported *****	Last Date Reported Service (mm/yyyy)	Account Balance	YTD Donations
Club Number	Club Name		Charter Date																
Current Total Clubs Count	YTD New Clubs Count	YTD Cancelled Clubs Count	YTD Net Club Gain	Current Total Members Count	YTD Add	YTD Drop	YTD Net Growth	Member Count 12 Months Ago	Average Member Count Per Club	% of Clubs with less than 20 members	% No Officer Report in 12 Months	% of Clubs with balance 90+ days	Number of Clubs in Status Quo	% Status Quo Clubs in Financial Suspension	Number of Cancelled Clubs	Average Cancelled Club Age	Members Lost Due to Cancellation	% of Clubs Cancelled for Non-Financial Reasons	
65	0	0	0	1,337	28	12	16	1.21%	1,371	21	54%	3%	0%	0	0%	0	0	0	0%

* - P - Priority Club. Cancellation Reasons: 1-Objectives/conduct, 2-Non-active club, 5-Non-existing club, 6-Disbanding, 7-Merger, 8-Financial Suspension, 9-District/Multiple District Dues.

** Red denotes below 15 active members.

*** Red denotes 20% + loss.

**** Y - all 3 (President, Secretary, Treasurer) club officers reported, N - not all 3 reported.

***** Abbreviation: N-New, IP-Immediate Past, R-Repeat.



Club Health Assessment for District 201Q2 through July 2025

			Status	Membership					Reports					Finance		LCIF
Club Number	Club Name	Charter Date	Times in Status Quo in Past 2 Years	Current Member Count **	YTD Members Added	YTD Members Dropped	YTD Net Growth% ***	Member Count 1 Year Ago	Dropped Members Avg.Length of Service	Months Since Membership Update	Current Officers Reported ****	Current President Repeated Term	VP Reported *****	Last Date Reported Service (mm/yyyy)	Account Balance	YTD Donations
Clubs less than two years old																
171668	Hela	05/17/2024	Active	15	0	0	0.00%	20		1	Y	3		06/2025		
Clubs more than two years old																
22608	ATHERTON	02/24/1957	Active	23	0	0	0.00%	19		1	Y	2	N	07/2025		
22609	BABINDA	08/09/1971	Active	13	0	0	0.00%	15		3	Y			04/2025		
Exc Award (06/30/2017)																
109560	BLUE RIVER MACKAY	11/11/2010	Active	13	2	0	18.18%	13		0	N	None		06/2025		
23017	BOWEN	03/30/1965	Active	8	0	0	0.00%	8		10	N	None		04/2025		
22610	CAIRNS	10/11/1956	Active	13	0	0	0.00%	16		4	N	2		07/2025		
22611	CAIRNS BARRIER REEF	06/07/1961	Active	29	0	0	0.00%	28		1	Y		IP	07/2025		\$39.22
Exc Award (06/30/2021, 06/30/2023, 06/30/2024)																
138521	Cairns Marlin Coast	06/10/2019	Active	13	0	0	0.00%	20		0	Y		IP	07/2025		
Exc Award (06/30/2021, 06/30/2023)																
22612	CAIRNS TRINITY BAY	02/19/1963	P- Active	0	0	0	0.00%	7		5	N	None		11/2024		
22613	CARDWELL	03/27/1968	Active	15	2	2	0.00%	15	5	0	N	None		04/2025		
23020	CHARTERS TOWERS	03/17/1963	Active	17	2	2	0.00%	10	0	0	Y		IP	05/2025		
23021	CLONCURRY	11/16/1967	Active	10	0	0	0.00%	12		11	Y	5		10/2023		
23022	COLLINSVILLE	09/23/1965	Active	13	0	1	-7.14%	15	2	0	Y	7	N	01/2025	90+ Days	
111149	DALRYMPLE REGIONAL	06/01/2011	Active	14	0	0	0.00%	14		11	Y	5	R	07/2025		
22614	DIMBULAH	07/04/1961	Active	22	0	0	0.00%	22		1	Y	8		10/2022		
45172	EDMONTON	06/30/1985	Active	14	0	0	0.00%	12		0	Y			07/2025		
37084	ENDEAVOUR L C	05/09/1979	Active	30	0	0	0.00%	25		2	N	None		05/2023		
22615	GORDONVALE	08/21/1968	Active	22	0	0	0.00%	26		1	Y			06/2025		
67423	HERBERTON	03/11/2003	Active	6	0	3	-33.33%	9	13	0	N	None		03/2024		
145268	Herberton Lioness	03/04/2021	Active	5	0	0	0.00%	5		15	Y	4		03/2025		
23030	HOME HILL - AYR INC.	11/11/1963	Active	25	1	3	-7.41%	27	8	0	Y		N	07/2025		\$1,000.32
Exc Award (06/30/2023)																
124969	Hughenden	06/12/2015	Active	14	0	0	0.00%	14		1	Y	3	R	12/2024		




Club Health Assessment for District 201Q2 through July 2025

INTERNATIONAL

			Status	Membership						Reports					Finance	LCIF
Club Number	Club Name	Charter Date	Times in Status Quo in Past 2 Years	Current Member Count **	YTD Members Added	YTD Members Dropped	YTD Net Growth% ***	Member Count 1 Year Ago	Dropped Members Avg.Length of Service	Months Since Membership Update	Current Officers Reported ****	Current President Repeated Term	VP Reported *****	Last Date Reported Service (mm/yyyy)	Account Balance	YTD Donations
22617	INGHAM	12/05/1961	Active	39	0	3	-7.14%	37	2	0	Y		N	07/2025		
143726	Innisfail Lioness	11/30/2020	Active	31	0	1	-3.13%	31	5	0	Y	4		07/2025		
	Exc Award (06/30/2023)															
23032	JULIA CREEK	06/23/1964	Active	12	0	0	0.00%	9		1	Y		IP	11/2023		
110870	LAE	04/28/2011	Active	7	0	0	0.00%	7		16	Y	7		10/2013		
146294	Lae Lioness	05/21/2021	Active	7	0	0	0.00%	6		11	Y	4	R	11/2023		
23033	LEICHHARDT	02/15/1972	Active	8	0	0	0.00%	15		1	N	None		06/2023		
22621	LOWER HERBERT HALIFAX	05/01/1963	Active	16	0	0	0.00%	16		3	Y	4	R	11/2024		
23035	MACKAY	10/07/1961	Active	25	0	0	0.00%	24		1	Y		R	06/2025		
	Exc Award (06/30/2019)															
35408	MACKAY NORTHERN BEACHES	04/20/1978	P- Active	9	0	0	0.00%	5		3	Y	3		10/2024		
121379	Madang	02/18/2014	Active	9	0	0	0.00%	9		13	Y	12		04/2016		
23037	MAGNETIC ISLAND	09/24/1962	Active	6	0	0	0.00%	6		3	Y	24		01/2012		
22622	MALANDA	12/16/1964	Active	24	0	0	0.00%	19		1	Y	8		10/2023		
22623	MAREEBA	09/04/1958	Active	32	4	0	14.29%	24		0	Y	3		07/2025		
22624	MILLAA MILLAA	08/10/1967	Active	25	1	0	4.17%	25		0	Y		N	07/2025		
40166	MIRANI SUGAR VALLEY	06/30/1981	Active	23	0	0	0.00%	20		7	Y		IP	04/2025		
37859	MISSION BEACH	12/26/1979	Active	15	0	0	0.00%	20		0	Y		N	07/2025		
22625	MOSSMAN	10/23/1962	P- Active	0	0	0	0.00%	0		16	N	None		03/2019		
145747	North Queensland All Abilities	03/25/2021	Active	4	0	0	0.00%	6		1	N	None		07/2024		
108126	PORT MORESBY CITY	04/19/2010	Active	18	0	0	0.00%	18		11	Y	2	R	03/2023		
23041	PROSERPINE	11/20/1968	Active	35	0	0	0.00%	37		1	Y	2	R	07/2025		
	Exc Award (06/30/2023, 06/30/2024)															
145545	Queensland Multicultural	03/17/2021	P- Active	0	0	0	0.00%	13		7	N	None		11/2022		
43912	RAVENSHOE & DISTRICT	05/22/1984	Active	6	0	1	-14.29%	9	48	0	Y	2		12/2024		
23042	RICHMOND	04/22/1963	Active	10	0	0	0.00%	10		12	Y	5		10/2023		
98837	ROLLINGSTONE AND DISTRICT	03/22/2007	Active	25	0	0	0.00%	22		0	Y			07/2025		
	Exc Award (06/30/2023, 06/30/2025)															
33375	SARINA	02/09/1977	Active	17	0	0	0.00%	16		0	N	None		03/2023		



Club Health Assessment for District 201Q2 through July 2025

						Status					Membership					Reports					Finance		LCIF
Club Number	Club Name	Charter Date	Times in Status Quo in Past 2 Years			Current Member Count **	YTD Members Added	YTD Members Dropped	YTD Net Growth% ***	Member Count 1 Year Ago	Dropped Members Avg.Length of Service	Months Since Membership Update	Current Officers Reported ****	Current President Repeated Term	VP Reported *****	Last Date Reported Service (mm/yyyy)	Account Balance	YTD Donations					
43913	TABUBIL	05/15/1984	Active			29	0	0	0.00%	29		16	Y	14				\$980.32					
60800	THURINGOWA ALICE RIVER	05/19/1998	Active			15	0	0	0.00%	18		0	Y	2	N	07/2025							
36602	TOLGA & DISTRICT L C	02/16/1979	Active			12	0	0	0.00%	11		2	Y	5	R	07/2025							
60734	TOWNSVILLE BARRIER REEF	05/07/1998	Active			11	0	0	0.00%	10		0	Y	6		07/2025							
23048	TOWNSVILLE CASTLE HILL	08/01/1962	Active			49	1	0	2.08%	51		0	Y	2	R	07/2025							
Exc Award (06/30/2023, 06/30/2024)																							
116711	TOWNSVILLE CENTRAL	05/02/2012	Active			10	0	0	0.00%	10		15	Y	10	R	06/2025							
23049	TOWNSVILLE CLEVELAND BAY INC	07/01/1960	P- Active			8	2	0	33.33%	6		1	Y	4		02/2025							
141666	Townsville Lioness	06/09/2020	Active			13	0	0	0.00%	12		2	Y	4		07/2025							
23050	TOWNSVILLE MT STUART	01/19/1967	Active			21	0	0	0.00%	20		1	Y			07/2025							
45803	TOWNSVILLE NORTHERN SUBURBS	02/10/1986	Active			31	0	1	-3.13%	31	49	0	Y		N	07/2025	\$150.00						
Exc Award (06/30/2023)																							
31311	TOWNSVILLE ROSS VALLEY	10/31/1975	Active			16	1	1	0.00%	17	0	0	Y		N	07/2025							
22630	TULLY	03/08/1971	Active			15	0	0	0.00%	17		2	Y		N	07/2025							
22634	WEIPA	03/04/1970	Active			5	0	0	0.00%	5		16	N	None	01/2015								
23046	WHITSUNDAY L C	07/20/1971	Active			21	0	0	0.00%	20		3	Y	4		07/2025							
45173	YUNGABURRA	06/07/1985	Active			12	0	0	0.00%	12		0	Y		R	07/2025							
144341	Yungaburra Lioness	02/19/2021	Active			9	0	0	0.00%	9		16	N			07/2025							
Current Total Clubs Count	YTD New Clubs Count	YTD Cancelled Clubs Count	YTD Net Club Gain	Current Total Members Count	YTD Add	YTD Drop	YTD Net Growth	YTD Net Growth %	Member Count 12 Months Ago	Average Member Count Per Club	% of Clubs with less than 20 members	% No Officer Report in 12 Months	% of Clubs with balance 90+ days	Number of Clubs in Status Quo	% Status Quo Clubs in Financial Suspension	Number of Cancelled Clubs		Average Cancelled Club Age	Members Lost Due to Cancellation	% of Clubs Cancelled for Non-Financial Reasons			
63	0	0	0	1,014	16	18	-2	-0.20%	1,034	16	68%	2%	2%	0	0%	0	0	0	0%				

* - P - Priority Club. Cancellation Reasons: 1-Objectives/conduct, 2-Non-active club, 5-Non-existing club, 6-Disbanding, 7-Merger, 8-Financial Suspension, 9-District/Multiple District Dues.

** Red denotes below 15 active members.

*** Red denotes 20% + loss.

**** Y - all 3 (President, Secretary, Treasurer) club officers reported, N - not all 3 reported.

***** Abbreviation: N-New, IP-Immediate Past, R-Repeat.




Club Health Assessment for District 201Q3 through July 2025

			Status	Membership					Reports					Finance		LCIF
Club Number	Club Name	Charter Date	Times in Status Quo in Past 2 Years	Current Member Count **	YTD Members Added	YTD Members Dropped	YTD Net Growth% ***	Member Count 1 Year Ago	Dropped Members Avg.Length of Service	Months Since Membership Update	Current Officers Reported ****	Current President Repeated Term	VP Reported *****	Last Date Reported Service (mm/yyyy)	Account Balance	YTD Donations
Clubs less than two years old																
157850	Caboolture North	04/04/2024	Active	22	0	0	0.00%	20		1	Y	2	N	07/2025		
Clubs more than two years old																
32384	ALBANY CREEK Exc Award (06/30/2022)	06/15/1976	Active	16	0	0	0.00%	13		1	Y	2	R	07/2025		
22697	ASHGROVE THE GAP INC. Exc Award (06/30/2016, 06/30/2019, 06/30/2020)	03/05/1968	Active	42	0	0	0.00%	42		1	Y		IP	07/2025		
22686	BEERWAH	05/17/1967	Active	18	0	0	0.00%	19		0	Y	5		07/2025		\$653.55
139581	Blackall Range Exc Award (06/30/2022, 06/30/2023)	08/23/2019	Active	30	0	0	0.00%	28		0	Y	2	R	07/2025		\$65.35
36016	BOONDALL	08/16/1978	Active	0	0	0	0.00%	10		1	N	None		06/2025		
36244	BRACKENRIDGE CENTRAL L C Exc Award (06/30/2024)	11/22/1978	Active	41	1	0	2.50%	37		0	Y			07/2025		\$10.00
22687	BRIBIE ISLAND	03/19/1970	Active	29	0	0	0.00%	32		1	Y	4	R	07/2025		
54865	BRISBANE BRAMBLE BAY	09/10/1993	Active	14	0	0	0.00%	14		14	Y	4	R	02/2025		
39444	BRISBANE BUNYA Exc Award (06/30/2018, 06/30/2019, 06/30/2023)	02/12/1981	Active	48	2	0	4.35%	44		0	Y	2	R	06/2025		\$130.71
105492	BRISBANE INNER NORTH Exc Award (06/30/2020, 06/30/2022, 06/30/2023)	05/26/2009	Active	31	0	0	0.00%	29		0	Y		N	06/2025		
22694	BRISBANE METROPOLITAN Exc Award (06/30/2017)	07/06/1964	Active	17	0	0	0.00%	18		1	Y		N	02/2025		
22701	BRISBANE NUNDAH	03/25/1969	Active	13	0	0	0.00%	11		1	Y			06/2025		
23063	BRISBANE OXLEY SHERWOOD Exc Award (06/30/2019, 06/30/2021)	10/04/1962	Active	15	0	0	0.00%	16		0	Y		R	07/2025		
37261	BRISBANE WEST	06/06/1979	Active	26	0	0	0.00%	27		4	Y	2	N	09/2024		
22704	CALOUNDRA Exc Award (06/30/2023)	02/02/1957	Active	26	0	0	0.00%	28		1	Y		N	07/2025		
133864	Caloundra West	02/21/2018	Active	15	1	1	0.00%	17	6	0	Y		N	05/2025		



Club Health Assessment for District 201Q3 through July 2025

			Status	Membership						Reports				Finance	LCIF			
Club Number	Club Name	Charter Date	Times in Status Quo in Past 2 Years	Current Member Count **	YTD Members Added	YTD Members Dropped	YTD Net Growth% ***	Member Count 1 Year Ago	Dropped Members Avg.Length of Service	Months Since Membership Update	Current Officers Reported ****	Current President Repeated Term	VP Reported *****	Last Date Reported Service (mm/yyyy)	Account Balance	YTD Donations		
66670	CECIL PLAINS	09/26/2002	Active	20	0	2	-9.09%	22	1	0	Y			06/2025	\$326.77			
	Exc Award (06/30/2023)																	
22241	CHARLEVILLE	06/05/1973	Active	24	5	0	26.32%	13		0	Y			11/2024				
22242	CHINCHILLA	06/22/1965	Active	22	0	0	0.00%	20		1	Y	2		06/2025				
22243	CLIFTON	09/14/1967	Active	15	1	0	7.14%	12		0	Y	2	R	07/2025				
	Exc Award (06/30/2022, 06/30/2023)																	
29649	CROWS NEST	07/15/1974	Active	15	3	0	25.00%	11		0	Y		N	06/2025				
	Exc Award (06/30/2023, 06/30/2024)																	
22245	DALBY	02/14/1959	Active	49	0	0	0.00%	53		0	Y		N	07/2025				
	Exc Award (06/30/2019, 06/30/2023)																	
41557	DAYBORO	06/11/1982	Active	24	0	0	0.00%	22		2	Y	2	N	06/2025				
33045	DECEPTION BAY	11/23/1976	Active	24	2	0	9.09%	23		0	Y			07/2025				
22708	ENOGGERA	02/17/1965	Active	10	0	0	0.00%	11		1	Y	3		11/2022				
48675	ESK	06/02/1988	Active	12	2	0	20.00%	10		0	Y	3	N	09/2024				
82852	FERNVALE	06/28/2004	Active	20	0	0	0.00%	20		2	Y	2	R	07/2025				
54931	FOREST LAKE	10/15/1993	Active	17	0	2	-10.53%	23	6	0	Y			05/2025				
22246	GATTON	04/03/1968	Active	9	0	0	0.00%	9		4	Y	11		09/2024				
22709	GOLDEN VALLEY KEPERRA	06/12/1972	Active	75	1	0	1.35%	65		0	Y		N	07/2025				
	Exc Award (06/30/2020, 06/30/2023, 06/30/2024)																	
48184	HIGHFIELDS NORTH EASTERN DOWNS	02/15/1988	Active	15	1	0	7.14%	13		0	Y		N	07/2025				
29597	INALA	06/26/1974	Active	17	0	0	0.00%	18		6	Y		N	06/2025				
22249	IPSWICH	03/28/1962	Active	20	0	0	0.00%	19		0	Y		R	07/2025				
	Exc Award (06/30/2020, 06/30/2023)																	
22250	IPSWICH REDBNK-GOODNA	03/12/1973	Active	11	0	0	0.00%	11		16	N	5		02/2023				
37083	JANDOWAE	05/09/1979	Active	5	0	0	0.00%	4		1	Y	7		12/2019				
22711	KALLANGUR	03/13/1969	Active	35	0	0	0.00%	35		1	Y		N	07/2025				
	Exc Award (06/30/2022, 06/30/2024)																	
37708	KILCOY	11/19/1979	Active	12	0	0	0.00%	10		7	Y	2	N	06/2025		\$32.68		
29651	LAIDLEY	07/15/1974	Active	9	0	0	0.00%	11		2	Y	7	R	07/2025				



Club Health Assessment for District 201Q3 through July 2025

INTERNATIONAL

			Status	Membership						Reports				Finance	LCIF	
Club Number	Club Name	Charter Date	Times in Status Quo in Past 2 Years	Current Member Count **	YTD Members Added	YTD Members Dropped	YTD Net Growth% ***	Member Count 1 Year Ago	Dropped Members Avg.Length of Service	Months Since Membership Update	Current Officers Reported ****	Current President Repeated Term	VP Reported *****	Last Date Reported Service (mm/yyyy)	Account Balance	YTD Donations
40260	LAKE CURRIMUNDI-KAWANA	07/07/1981	Active	12	2	0	20.00%	14		0	Y			07/2025		
	Exc Award (06/30/2024)															
22254	LOWOOD	01/03/1974	Active	26	0	1	-3.70%	28	4	0	Y	3	R	04/2025		
42572	MALENY BLACKALL RANGE	04/15/1983	Active	34	0	0	0.00%	36		2	Y	2	N	07/2025		
	Exc Award (06/30/2020)															
22257	MILLMERRAN	10/11/1967	Active	16	2	1	6.67%	17	1	0	Y	2	N	07/2025		
132869	Mooloolah Valley	10/19/2017	Active	18	1	0	5.88%	17		0	Y	6	N	07/2025		
	Exc Award (06/30/2020)															
45330	MORAYFIELD & DISTRICT	08/26/1985	Active	37	0	0	0.00%	38		1	Y	2	N	06/2025		\$1,307.10
	Exc Award (06/30/2016, 06/30/2018)															
99716	NORTH LAKES	06/27/2007	Active	22	0	0	0.00%	25		1	Y	3	N	07/2025		
	Exc Award (06/30/2018)															
22260	Oakey	08/03/1960	Active	9	0	0	0.00%	11		1	Y	6		11/2024		
22715	PINE RIVERS	03/28/1957	Active	14	0	0	0.00%	23		1	Y	2	R	03/2025		
22262	PITTSWORTH	03/30/1965	Active	23	0	0	0.00%	23		4	Y			07/2025		
	Exc Award (06/30/2017)															
38193	REDCLIFFE CENTRAL	03/06/1980	Active	26	0	0	0.00%	26		0	Y		N	07/2025		\$163.39
	Exc Award (06/30/2023)															
50930	REDCLIFFE KIPPA-RING	09/10/1990	Active	16	1	2	-5.88%	16	16	0	Y	2		01/2025		
	Exc Award (06/30/2017)															
22263	ROMA	01/22/1967	Active	23	0	0	0.00%	20		2	Y		N	10/2024		
127041	Sandstone Point	03/14/2016	Active	37	2	0	5.71%	36		0	Y		N	07/2025		
	Exc Award (06/30/2017, 06/30/2018, 06/30/2020, 06/30/2024)															
22268	TAROOM	10/18/1966	Active	12	0	0	0.00%	14		3	Y		IP	07/2025		
133191	Teneriffe	11/20/2017	Active	34	0	2	-5.56%	32	2	0	Y		N	04/2025		
	Exc Award (06/30/2021)															
22271	TOOWOOMBA	04/23/1954	Active	19	0	0	0.00%	17		0	Y		IP	07/2025		
22272	TOOWOOMBA CITY	02/22/1966	Active	13	0	0	0.00%	14		0	Y		R	07/2025		
	Exc Award (06/30/2023)															
22273	TOOWOOMBA WEST	01/21/1963	Active	54	0	1	-1.82%	54	10	0	Y		N	07/2025		
	Exc Award (06/30/2016, 06/30/2017, 06/30/2019, 06/30/2023)															



Club Health Assessment for District 201Q3 through July 2025

INTERNATIONAL

			Status	Membership					Reports				Finance	LCIF		
Club Number	Club Name	Charter Date	Times in Status Quo in Past 2 Years	Current Member Count **	YTD Members Added	YTD Members Dropped	YTD Net Growth% ***	Member Count 1 Year Ago	Dropped Members Avg.Length of Service	Months Since Membership Update	Current Officers Reported ****	Current President Repeated Term	VP Reported *****	Last Date Reported Service (mm/yyyy)	Account Balance	YTD Donations
34881	TOOWOOMBA WILSONTON	12/13/1977	Active	29	0	0	0.00%	25		1	Y	2	N	07/2025		
Exc Award (06/30/2020, 06/30/2023)																
131147	Wamuran	06/02/2017	Active	20	0	0	0.00%	26		3	Y	2	N	07/2025		
Exc Award (06/30/2024)																
29230	WANDOAN	04/30/1974	Active	7	0	0	0.00%	7		16	Y		IP	05/2023		
124700	Westbrook and District	04/27/2015	Active	19	0	0	0.00%	17		1	Y	2	N	07/2025		
106690	WITHCOTT HELIDON	09/28/2009	Active	9	1	0	12.50%	9		0	Y	2	R	07/2025		
43527	WOODFORD	02/17/1984	Active	27	0	0	0.00%	27		1	Y	4	R	06/2025		

Clubs Cancelled Previous Fiscal Year – Clubs Cancelled within last 12 months may be reinstated

Club Number	Club Name	Charter Date	Current Status*	Cancellation Date
66575	SAMFORD	08/27/2002	Cancelled(6*)	03/29/2025
138623	Warner Qld	06/21/2019	Cancelled(6*)	08/29/2024

Current Total Clubs Count	YTD New Clubs Count	YTD Cancelled Clubs Count	YTD Net Club Gain	Current Total Members Count	YTD Add	YTD Drop	YTD Net Growth	YTD Net Growth %	Member Count 12 Months Ago	Average Member Count Per Club	% of Clubs with less than 20 members	% No Officer Report in 12 Months	% of Clubs with balance 90+ days	Number of Clubs in Status Quo	% Status Quo Clubs in Financial Suspension	Number of Cancelled Clubs	Average Cancelled Club Age	Members Lost Due to Cancellation	% of Clubs Cancelled for Non-Financial Reasons
64	0	0	0	1,419	28	12	16	1.14%	1,412	22	50%	2%	0%	0	0%	0	0	0	0%

* - P - Priority Club. Cancellation Reasons: 1-Objectives/conduct, 2-Non-active club, 5-Non-existing club, 6-Disbanding, 7-Merger, 8-Financial Suspension, 9-District/Multiple District Dues.

** Red denotes below 15 active members.

*** Red denotes 20% + loss.

**** Y - all 3 (President, Secretary, Treasurer) club officers reported, N - not all 3 reported.

***** Abbreviation: N-New, IP-Immediate Past, R-Repeat.




Club Health Assessment for District 201Q4 through July 2025

			Status	Membership					Reports					Finance		LCIF
Club Number	Club Name	Charter Date	Times in Status Quo in Past 2 Years	Current Member Count **	YTD Members Added	YTD Members Dropped	YTD Net Growth% ***	Member Count 1 Year Ago	Dropped Members Avg.Length of Service	Months Since Membership Update	Current Officers Reported ****	Current President Repeated Term	VP Reported *****	Last Date Reported Service (mm/yyyy)	Account Balance	YTD Donations
Clubs less than two years old																
157612	Taabinga	03/27/2024	Active	15	0	0	0.00%	22		3	Y	3	N	07/2025		
Clubs more than two years old																
60914	AGNES WATER CAPTAIN COOK 1770	06/22/1998	Active	8	0	0	0.00%	8		16	Y	7		04/2013		
128039	Australian Motorhoming	06/30/2016	Active	14	0	0	0.00%	12		0	Y			07/2025		\$58.82
Exc Award (06/30/2017, 06/30/2018)																
23054	BARGARA	03/10/1971	Active	25	0	0	0.00%	24		3	Y		N	07/2025		
Exc Award (06/30/2024)																
37528	BIGGENDEN	09/18/1979	Active	3	0	0	0.00%	4		1	N	3		04/2024		
78807	BLACKBUTT BENARKIN	04/26/2004	Active	24	0	0	0.00%	17		0	Y		N	06/2025		\$32.68
23016	BLACKWATER	02/01/1968	Active	5	0	0	0.00%	5		3	Y		N	07/2025		
40795	BLUFF	01/08/1982	Active	6	0	0	0.00%	6		3	Y	4		10/2019		
39293	BOYNE ISLAND	01/12/1981	Active	31	0	0	0.00%	32		3	Y	5		03/2025		
22702	BUDERIM	09/12/1967	Active	35	0	0	0.00%	30		0	Y		R	07/2025		
23068	BUNDABERG	10/14/1964	Active	18	0	0	0.00%	18		4	Y		N	07/2025		
23069	BUNDABERG HINKLER	02/19/1970	Active	21	0	0	0.00%	18		4	Y			07/2025		
Exc Award (06/30/2024)																
29659	BUNDABERG NORTH BUNDABERG	07/23/1974	Active	13	1	0	8.33%	11		0	Y			07/2025		
23018	CALLIDE VALLEY	11/03/1962	Active	11	0	0	0.00%	13		3	Y	13		07/2025		
36152	COOLUM BEACH	10/25/1978	Active	25	0	0	0.00%	22		2	Y	2		01/2025		
22706	COOROY POMONA L C	05/05/1972	Active	24	1	0	4.35%	23		0	Y		R	05/2025		
Exc Award (06/30/2023)																
31709	DYSART	02/16/1976	Active	10	0	0	0.00%	10		16	Y	14		01/2025		
33890	EIDSVOLD	05/05/1977	Active	7	1	0	16.67%	7		0	Y			07/2025		
23025	EMERALD	08/06/1966	Active	18	0	0	0.00%	21		2	Y	5		04/2024		
29968	EMU PARK	11/18/1974	Active	35	1	0	2.94%	38		1	N		N	06/2025		
46253	FRASER	05/30/1986	Active	30	0	0	0.00%	30		0	Y	4		07/2025		
23073	GAYNDAH	06/26/1973	Active	7	0	0	0.00%	7		15	Y	8		02/2025		




Club Health Assessment for District 201Q4 through July 2025

			Status	Membership						Reports				Finance	LCIF	
Club Number	Club Name	Charter Date	Times in Status Quo in Past 2 Years	Current Member Count **	YTD Members Added	YTD Members Dropped	YTD Net Growth% ***	Member Count 1 Year Ago	Dropped Members Avg.Length of Service	Months Since Membership Update	Current Officers Reported ****	Current President Repeated Term	VP Reported *****	Last Date Reported Service (mm/yyyy)	Account Balance	YTD Donations
60915	GLENWOOD AND DISTRICT INC	06/22/1998	Active	7	0	0	0.00%	7		4	Y	2		06/2025		
23075	GOOMERI	04/08/1968	Active	7	0	0	0.00%	8		4	Y			08/2019		
36153	GRACEMERE	10/25/1978	Active	9	0	0	0.00%	9		0	Y	8		07/2025		
22710	GYMPIE	06/01/1961	Active	32	0	0	0.00%	27		1	N			06/2025		
38348	GYMPIE SOUTH	04/27/1980	Active	18	0	1	-5.26%	18	3	0	N		N	07/2025		
23077	KINGAROY	12/03/1964	Active	27	1	0	3.85%	28		0	Y		N	06/2025		
23034	LONGREACH	10/10/1970	Active	14	0	0	0.00%	14		0	Y	3		12/2024		
143667	Longreach Thomson River	11/23/2020	Active	11	0	2	-15.38%	14	2	0	Y			09/2024		
40261	MARLBOROUGH & DISTRICT	07/17/1981	Active	10	2	0	25.00%	12		0	Y		IP	07/2025		
Exc Award (06/30/2024)																
68894	MAROOCHY NORTH SHORE	06/13/2003	Active	26	0	0	0.00%	35		1	Y			06/2025		
43256	MARY VALLEY	12/02/1983	Active	8	0	3	-27.27%	11	14	0	Y	3		06/2025		
23078	MARYBOROUGH	02/13/1963	Active	17	0	0	0.00%	18		1	Y			06/2025		
34987	MARYBOROUGH GRANVILLE	01/20/1978	Active	8	0	0	0.00%	8		15	Y	3		02/2019		
46549	MARYBOROUGH MARY RIVER INC	09/05/1986	Active	12	0	0	0.00%	17		2	Y	4		04/2023		
23079	MIRIAM VALE	07/07/1971	Active	8	0	0	0.00%	8		16	Y	8		12/2016		
28203	MONTO	03/25/1974	Active	4	0	0	0.00%	4		1	Y	13		07/2010		
30288	MOOLOOLABA	02/13/1975	Active	16	0	0	0.00%	20		3	N	2		06/2025		
34048	MOORE PARK	06/08/1977	Active	18	0	0	0.00%	24		1	Y	2	R	03/2025		\$653.55
23023	MOURA	09/13/1967	Active	10	0	0	0.00%	10		13	Y	4	R	09/2024		
43783	MUNDUBBERA	04/10/1984	Active	9	0	0	0.00%	9		1	Y	7		05/2025		
23081	MURGON	01/22/1973	Active	8	0	0	0.00%	8		1	Y	4		03/2020		
36655	NAMBOUR AND DISTRICT	02/28/1979	Active	12	0	0	0.00%	9		3	Y	4		02/2025		
23082	NANANGO	01/21/1956	Active	16	0	0	0.00%	16		1	Y	2	N	01/2025		
28157	NOOSA HEADS	03/08/1974	Active	13	0	0	0.00%	14		11	Y	3	R	09/2023		
40665	PROSTON & DIST	12/22/1981	Active	6	0	0	0.00%	7		1	Y	5	R	10/2024		
23043	ROCKHAMPTON	03/25/1961	Active	10	0	0	0.00%	11		2	Y		R	06/2024		
23044	ROCKHAMPTON FITZROY RIVER	11/03/1962	Active	46	0	0	0.00%	43		0	Y		N	07/2025		



Club Health Assessment for District 201Q4 through July 2025

			Status	Membership						Reports				Finance	LCIF	
Club Number	Club Name	Charter Date	Times in Status Quo in Past 2 Years	Current Member Count **	YTD Members Added	YTD Members Dropped	YTD Net Growth% ***	Member Count 1 Year Ago	Dropped Members Avg.Length of Service	Months Since Membership Update	Current Officers Reported ****	Current President Repeated Term	VP Reported *****	Last Date Reported Service (mm/yyyy)	Account Balance	YTD Donations
Exc Award (06/30/2023, 06/30/2024)																
23045	SPRINGSURE	01/15/1974	Active	13	0	2	-13.33%	16	6	0	Y	6	R	04/2019		
22720	TEWANTIN NOOSA L C	04/04/1967	Active	37	2	0	5.71%	46		0	Y		N	07/2025		
Exc Award (06/30/2024)																
40664	THE CAVES & DISTRICT	12/21/1981	Active	19	0	0	0.00%	20		2	Y	2	R	07/2025		\$653.55
41384	THEODORE	05/13/1982	Active	9	0	0	0.00%	10		11	Y	2		06/2025		
46751	TIARO & DIST	12/22/1986	Active	13	0	0	0.00%	10		1	N	None		01/2019		
36829	TIN CAN BAY	03/30/1979	Active	6	0	0	0.00%	5		3	Y	5		04/2024		
23087	WONDAI	09/11/1956	Active	11	0	0	0.00%	10		0	Y	4	N	01/2025		
38698	WOOROOLIN	06/23/1980	Active	15	0	0	0.00%	15		1	Y		N	07/2024		
23052	YEPPOON	03/29/1967	Active	40	0	0	0.00%	42		1	Y	3	N	05/2025		
Exc Award (06/30/2021)																

Clubs Cancelled Previous Fiscal Year – Clubs Cancelled within last 12 months may be reinstated

Club Number	Club Name	Charter Date	Current Status*	Cancellation Date
36921	BOYNE VALLEY L C	04/18/1979	Cancelled(6*)	09/29/2024
23076	HERVEY BAY LIONS CLUB	12/07/1965	Cancelled(6*)	06/29/2025

Current Total Clubs Count	YTD New Clubs Count	YTD Cancelled Clubs Count	YTD Net Club Gain	Current Total Members Count	YTD Add	YTD Drop	YTD Net Growth	YTD Net Growth %	Member Count 12 Months Ago	Average Member Count Per Club	% of Clubs with less than 20 members	% No Officer Report in 12 Months	% of Clubs with balance 90+ days	Number of Clubs in Status Quo	% Status Quo Clubs in Financial Suspension	Number of Cancelled Clubs	Average Cancelled Club Age	Members Lost Due to Cancellation	% of Clubs Cancelled for Non-Financial Reasons
58	0	0	0	930	9	8	1	0.11%	961	16	74%	0%	0%	0	0%	0	0	0	0%

* - P - Priority Club. Cancellation Reasons: 1-Objectives/conduct, 2-Non-active club, 5-Non-existing club, 6-Disbanding, 7-Merger, 8-Financial Suspension, 9-District/Multiple District Dues.

** Red denotes below 15 active members.

*** Red denotes 20% + loss.

**** Y - all 3 (President, Secretary, Treasurer) club officers reported, N - not all 3 reported.

***** Abbreviation: N-New, IP-Immediate Past, R-Repeat.



Club Health Assessment for District 201C1 through July 2025

			Status	Membership					Reports				Finance		LCIF	
Club Number	Club Name	Charter Date	Times in Status Quo in Past 2 Years	Current Member Count **	YTD Members Added	YTD Members Dropped	YTD Net Growth% ***	Member Count 1 Year Ago	Dropped Members Avg.Length of Service	Months Since Membership Update	Current Officers Reported ****	Current President Repeated Term	VP Reported *****	Last Date Reported Service (mm/yyyy)	Account Balance	YTD Donations
Clubs less than two years old																
180498	Adelaide Filipino	02/09/2025	Active	29	0	0	0.00%	0		1	Y	2	R	07/2025		
Clubs more than two years old																
22644	ADELAIDE HELLENIC	06/23/1972	Active(1)	21	0	0	0.00%	22		1	Y		N	07/2025		
34684	ADELAIDE ITALIAN	11/29/1977	Active	26	0	0	0.00%	26		12	Y		N	07/2025		
59922	ADELAIDE WEST	08/29/1997	Active(1)	5	0	0	0.00%	5		12	Y	16		12/2014		
47658	ANGASTON & DIST	07/31/1987	Active	16	0	0	0.00%	16		0	Y	2		07/2025		
Exc Award (06/30/2023)																
123087	Angle Vale	09/08/2014	Active	18	0	0	0.00%	15		2	Y	2		07/2025		
Exc Award (06/30/2018)																
32967	ATHELSTONE-ROSTREVOR	11/04/1976	Active	16	0	0	0.00%	20		6	Y	3		07/2025		
Exc Award (06/30/2021)																
22817	BALAKLAVA & DISTRICT L C	05/12/1970	Active	17	0	0	0.00%	16		1	Y	3		07/2025		\$326.77
22646	BAROSSA VALLEY L C	06/26/1967	Active	32	0	0	0.00%	32		0	Y	3	N	07/2025		
35966	BOOLEROO CENTRE & DISTRICTS LC	07/07/1978	Active	13	1	0	8.33%	10		0	Y	2	R	06/2025		
22651	BURNSIDE	05/04/1962	Active	19	0	1	-5.00%	22	7	0	Y			07/2025		
31370	BUTE & DISTRICTS	11/10/1975	Active	24	0	0	0.00%	25		9	Y		N	07/2025		
22860	CHARLES STURT WOODVILLE HINDMA	03/06/1964	Active	14	0	0	0.00%	15		4	Y	3	N	07/2025		
22643	CITY OF ADELAIDE	07/01/1961	Active	51	3	0	6.25%	53		0	N	None		07/2025		
22820	CLARE DISTRICT L C	05/20/1968	Active	46	0	0	0.00%	48		3	Y		N	04/2025		
34988	CLEVE DISTRICT L C	01/16/1978	Active	17	0	0	0.00%	17		3	Y	4		03/2024		
38349	COWELL	04/22/1980	Active	23	1	1	0.00%	18	1	0	Y	2	R	02/2024		
31372	CUMMINS & DISTRICT	11/18/1975	Active	16	0	0	0.00%	17		4	N	6		10/2020		
22824	ELIZABETH PLAYFORD	02/25/1963	Active	32	0	0	0.00%	32		0	Y	3	N	07/2025		\$103.59
Exc Award (06/30/2018, 06/30/2020, 06/30/2024, 06/30/2025)																
22655	GAWLER	09/12/1967	Active	20	0	0	0.00%	19		0	Y		N	07/2025		
Exc Award (06/30/2023, 06/30/2024)																
22656	GILBERT VALLEY	08/27/1969	Active	19	2	0	11.76%	15		0	Y	2		07/2025		



Club Health Assessment for District 201C1 through July 2025

			Status	Membership					Reports					Finance		LCIF
Club Number	Club Name	Charter Date	Times in Status Quo in Past 2 Years	Current Member Count **	YTD Members Added	YTD Members Dropped	YTD Net Growth% ***	Member Count 1 Year Ago	Dropped Members Avg.Length of Service	Months Since Membership Update	Current Officers Reported ****	Current President Repeated Term	VP Reported *****	Last Date Reported Service (mm/yyyy)	Account Balance	YTD Donations
Exc Award (06/30/2024, 06/30/2025)																
37086	GILLES PLAINS	05/14/1979	Active	17	0	0	0.00%	19		0	Y			07/2025		
Exc Award (06/30/2018, 06/30/2023)																
38194	GLENSIDE	03/18/1980	Active	28	1	0	3.70%	29		1	Y		R	07/2025		
49899	GOLDEN GROVE	10/09/1989	Active	27	0	0	0.00%	32		1	Y			07/2025		
Exc Award (06/30/2021)																
22833	JAMESTOWN	06/15/1967	Active(1)	23	0	0	0.00%	21		4	Y	2		03/2024		
22834	KADINA	09/28/1967	Active	14	0	0	0.00%	15		0	Y			06/2025		
22836	KIMBA	04/25/1972	Active	7	0	0	0.00%	11		2	Y			03/2025		
35229	LOCK	03/08/1978	Active	7	0	0	0.00%	7		2	Y	4		04/2025		
34133	MAITLAND & DISTRICT L C	06/16/1977	Active(1)	6	0	1	-14.29%	7	12	3	N	3		06/2023		
39445	MALLALA & DISTRICT L C	02/12/1981	Active(1)	28	0	0	0.00%	30		1	Y	3	N	06/2025		
31580	MODBURY	01/23/1976	Active	12	0	0	0.00%	13		4	Y	12	R	07/2025		
22839	MOONTA	01/15/1970	Active(1)	18	1	0	5.88%	15		0	Y	2		07/2025		
22671	ONKAPARINGA L C	06/19/1967	Active	26	0	0	0.00%	24		6	Y	2	R	07/2025		
37860	ORROROO & DISTRICT L C	12/19/1979	Active	11	0	0	0.00%	11		5	Y	9		12/2019		
51366	PARALOWIE	02/28/1991	Active	29	2	0	7.41%	25		0	Y	7	N	06/2025		\$32.68
Exc Award (06/30/2018)																
37483	PETERBOROUGH & DISTRICT L C	08/08/1979	Active	14	0	0	0.00%	15		10	Y	2		05/2025		
22843	PORT AUGUSTA	11/21/1966	Active	30	0	0	0.00%	32		1	Y	2		07/2025		
22845	PORT LINCOLN	05/27/1965	P- Active	25	3	0	13.64%	26		0	N		N	07/2023	90+ Days	
Exc Award (06/30/2018, 06/30/2019)																
22846	PORT PIRIE	08/07/1965	Active	18	0	0	0.00%	20		2	Y	3	N	07/2025		
22847	PROSPECT-BLAIR ATHOL L C	01/28/1964	Active(1)	20	0	4	-16.67%	24	6	0	Y	12		02/2024		
39294	QUORN	01/19/1981	Active	11	0	0	0.00%	9		4	N			06/2019		
22848	RICHMOND	03/19/1964	Active	26	1	0	4.00%	24		1	Y	11		04/2024		
22827	ROCKY RIVER	09/16/1970	Active	17	0	0	0.00%	17		0	Y		N	06/2025		\$65.35
22849	SALISBURY	04/17/1969	Active	11	0	0	0.00%	9		2	Y		R	06/2024		
101834	STANSBURY DALRYMPLE	05/10/2008	Active	17	0	0	0.00%	19		3	Y			04/2025		



Club Health Assessment for District 201C1 through July 2025

			Status		Membership						Reports				Finance		LCIF	
Club Number	Club Name	Charter Date	Times in Status Quo in Past 2 Years	Current Member Count **	YTD Members Added	YTD Members Dropped	YTD Net Growth% ***	Member Count 1 Year Ago	Dropped Members Avg.Length of Service	Months Since Membership Update	Current Officers Reported ****	Current President Repeated Term	VP Reported *****	Last Date Reported Service (mm/yyyy)	Account Balance	YTD Donations		
22679	TEATREE GULLY	03/04/1964	Active	14	0	0	0.00%	12		1	Y	2		04/2024	90+ Days			
22680	TORRENS VALLEY L C	10/23/1968	Active	24	0	0	0.00%	22		6	Y		N	07/2025				
37746	TUMBY BAY & DISTRICTS L C	11/28/1979	Active	39	0	0	0.00%	38		1	Y		N	12/2019				
22856	WALLAROO	12/16/1971	Active	18	0	0	0.00%	19		1	Y	6	R	06/2025				
22857	WEST BEACH	04/15/1964	Active	9	0	0	0.00%	10		4	Y	5	R	04/2025				
64114	WEST LAKES SEATON	03/26/2001	Active	15	0	0	0.00%	19		10	Y	5	R	08/2023				
22859	WHYALLA	04/01/1964	Active	16	0	0	0.00%	14		1	Y	2		04/2025				
29316	WHYALLA MOUNT LAURA	05/03/1974	Active	19	1	3	-9.52%	18	7	0	Y			07/2025				
31281	WUDINNA	10/14/1975	Active	3	0	0	0.00%	3		12	Y	14		12/2024				
Current Total Clubs Count	YTD New Clubs Count	YTD Cancelled Clubs Count	YTD Net Club Gain	Current Total Members Count	YTD Add	YTD Drop	YTD Net Growth %	Member Count 12 Months Ago	Average Member Count Per Club	% of Clubs with less than 20 members	% No Officer Report in 12 Months	% of Clubs with balance 90+ days	Number of Clubs in Status Quo	% Status Quo Clubs in Financial Suspension	Number of Cancelled Clubs	Average Cancelled Club Age	Members Lost Due to Cancellation	% of Clubs Cancelled for Non-Financial Reasons
54	0	0	0	1,073	16	10	6	0.56%	1,052	20	59%	0%	6%	0	0%	0	0	0

* - P - Priority Club. Cancellation Reasons: 1-Objectives/conduct, 2-Non-active club, 5-Non-existing club, 6-Disbanding, 7-Merger, 8-Financial Suspension, 9-District/Multiple District Dues.

** Red denotes below 15 active members.

*** Red denotes 20% + loss.

**** Y - all 3 (President, Secretary, Treasurer) club officers reported, N - not all 3 reported.

***** Abbreviation: N-New, IP-Immediate Past, R-Repeat.



Club Health Assessment for District 201C2 through July 2025

			Status	Membership					Reports					Finance	LCIF	
Club Number	Club Name	Charter Date	Times in Status Quo in Past 2 Years	Current Member Count **	YTD Members Added	YTD Members Dropped	YTD Net Growth% ***	Member Count 1 Year Ago	Dropped Members Avg.Length of Service	Months Since Membership Update	Current Officers Reported ****	Current President Repeated Term	VP Reported *****	Last Date Reported Service (mm/yyyy)	Account Balance	YTD Donations
Clubs more than two years old																
77527	ABERFOYLE & DISTRICTS	09/04/2003	Active	23	0	0	0.00%	30		1	Y		N	07/2025		
	Exc Award (06/30/2020)															
137531	Australian Hearing Dogs	03/07/2019	Active	30	0	0	0.00%	31		1	Y		N	04/2025		\$326.77
	Exc Award (06/30/2020)															
22653	BATTUNGA COUNTRY	04/01/1971	Active	18	0	0	0.00%	17		1	Y	4		05/2025		
38919	BEACHPORT-RIVOLI BAY L C	09/10/1980	Active	28	0	0	0.00%	31		3	Y	2	N	06/2025		
22647	BERRI	02/04/1970	Active	25	1	1	0.00%	28	6	0	Y		N	06/2025		\$1,307.10
	Exc Award (06/30/2019, 06/30/2020, 06/30/2023)															
22648	BLACKWOOD	08/05/1965	Active	35	0	0	0.00%	35		1	Y		N	07/2025		
143642	Blue Lake City Lioness	11/18/2020	Active	21	0	0	0.00%	21		1	Y			06/2025		
22649	BORDERTOWN	11/16/1968	Active	14	0	0	0.00%	15		12	Y			06/2024		
22818	BRIGHTON	04/18/1966	Active	29	1	0	3.57%	29		0	Y			07/2025		
22650	BROKEN HILL	03/13/1961	Active	22	1	0	4.76%	20		0	Y		N	07/2025	90+ Days	
29393	BURONGA GOL GOL & DISTRICTS	05/23/1974	Active	14	1	0	7.69%	14		0	Y	2	R	07/2024		
22819	DARWIN CASUARINA	04/17/1973	Active	15	0	3	-16.67%	23	4	0	N	None	R	05/2025		
22822	DARWIN NIGHTCLIFF	02/18/1971	Active(1)	12	0	0	0.00%	12		4	Y	2	R	08/2020		
22823	EDWARDSTOWN	05/17/1962	Active	32	1	0	3.23%	29		0	Y	2	N	06/2025		
33971	GAMBIER CITY	05/31/1977	Active	26	0	0	0.00%	27		0	Y		IP	07/2025		
37377	GOOLWA	06/28/1979	Active	30	0	0	0.00%	31		0	Y			06/2025		
22657	HAHNDORF & DISTRICTS L C	08/19/1969	Active	20	0	0	0.00%	19		1	Y	2	N	07/2025		\$653.55
46079	HALLETT COVE & DIST LC	04/21/1986	Active	47	0	0	0.00%	48		1	Y	2	R	03/2024		
	Exc Award (06/30/2017, 06/30/2019)															
44082	IRYMPLE	06/22/1984	Active	16	0	0	0.00%	17		1	Y	2	R	12/2024		
	Exc Award (06/30/2018, 06/30/2020)															
34683	KALANGADOO & DISTRICT L C	11/23/1977	Active(1)	10	0	0	0.00%	10		3	Y		N	06/2025		
22658	KANGAROO ISLAND L C	10/31/1968	Active	38	0	0	0.00%	36		2	Y		N	07/2025		
22660	KEITH	10/02/1968	Active	13	0	0	0.00%	15		1	Y		N	08/2021		



Club Health Assessment for District 201C2 through July 2025

			Status	Membership						Reports					Finance	LCIF
Club Number	Club Name	Charter Date	Times in Status Quo in Past 2 Years	Current Member Count **	YTD Members Added	YTD Members Dropped	YTD Net Growth% ***	Member Count 1 Year Ago	Dropped Members Avg.Length of Service	Months Since Membership Update	Current Officers Reported ****	Current President Repeated Term	VP Reported *****	Last Date Reported Service (mm/yyyy)	Account Balance	YTD Donations
22662	KINGSTON	03/06/1964	Active	25	0	0	0.00%	23		2	Y		N	07/2025		
128924	LAMEROO	09/28/2016	Active	28	0	1	-3.45%	27	9	0	Y	2	N	03/2025		
37178	LITCHFIELD	05/30/1979	Active	8	0	0	0.00%	8		4	Y		IP	04/2025		
29394	LUCINDALE S A	05/23/1974	Active	41	0	0	0.00%	36		1	Y	3	R	07/2025		
33970	MANNUM	05/31/1977	Active	27	1	0	3.85%	31		0	Y		N	05/2025		
142372	Marion City	07/24/2020	Active	36	0	2	-5.26%	42	14	0	Y		R	07/2025		
Exc Award (06/30/2023)																
50293	MCLAREN DISTRICTS	03/13/1990	Active	22	0	1	-4.35%	22	45	0	Y			07/2025		
22664	MENINGIE & DISTRICTS	03/09/1970	Active	15	0	0	0.00%	14		4	Y	2	R	07/2025		
29928	MERBEIN	11/08/1974	Active	13	0	0	0.00%	17		1	Y			08/2024		
22665	MILDURA	10/13/1966	Active	43	1	1	0.00%	46	17	0	Y		N	06/2025		
Exc Award (06/30/2023)																
22666	MILLICENT	05/11/1964	Active	43	0	1	-2.27%	43	52	0	Y		N	07/2025		
Exc Award (06/30/2016, 06/30/2018, 06/30/2024)																
37085	MORGAN & DISTRICT L C	05/02/1979	Active(1)	16	0	0	0.00%	17		1	Y	2	N	06/2024		
31708	MOUNT BARKER	02/16/1976	Active	20	0	0	0.00%	19		2	Y		N	07/2025		
22668	MOUNT GAMBIER	02/12/1963	Active	38	0	0	0.00%	35		1	Y		N	07/2025		
Exc Award (06/30/2016, 06/30/2018, 06/30/2019, 06/30/2021)																
22669	MURRAY BRIDGE	09/22/1965	Active	18	0	0	0.00%	24		0	Y			06/2025		
41385	MURRAY BRIDGE CITY	05/21/1982	Active	11	0	0	0.00%	11		0	Y	2	R	07/2025		
Exc Award (06/30/2017, 06/30/2018)																
35621	NAIRNE & DISTRICTS L C	05/17/1978	Active	26	3	0	13.04%	13		0	Y	2	N	07/2025		
Exc Award (06/30/2023)																
22670	NARACOORTE	09/21/1964	Active	45	0	0	0.00%	44		1	Y		N	07/2025		
22840	NOARLUNGA-MORPHETT VALE L C	07/04/1966	Active	42	0	0	0.00%	40		1	Y		IP	06/2025		
Exc Award (06/30/2019, 06/30/2020, 06/30/2024)																
122389	Palmerston	06/17/2014	Active(1)	11	0	0	0.00%	11		6	N	None		02/2020		
50981	PARNDANA WESTERN KANGAROO ISLA	10/02/1990	Active	7	0	1	-12.50%	9	1	0	N	None	N	03/2025		



Club Health Assessment for District 201C2 through July 2025


			Status	Membership					Reports				Finance	LCIF		
Club Number	Club Name	Charter Date	Times in Status Quo in Past 2 Years	Current Member Count **	YTD Members Added	YTD Members Dropped	YTD Net Growth% ***	Member Count 1 Year Ago	Dropped Members Avg.Length of Service	Months Since Membership Update	Current Officers Reported ****	Current President Repeated Term	VP Reported *****	Last Date Reported Service (mm/yyyy)	Account Balance	YTD Donations
Exc Award (06/30/2018)																
22672	PENOLA	09/27/1965	Active	16	2	0	14.29%	14		0	Y	2		01/2025		
Exc Award (06/30/2018)																
22673	PINNAROO	04/22/1969	Active	16	0	0	0.00%	16		4	Y	2		10/2024		
22674	RED CLIFFS	09/24/1968	Active	18	2	0	12.50%	18		0	Y		IP	06/2025		
22675	RENMARK	02/28/1964	Active	37	0	0	0.00%	34		0	N	3	N	07/2025		
Exc Award (06/30/2018, 06/30/2024)																
105379	ROBE AND DISTRICT	05/26/2009	Active	29	0	0	0.00%	26		1	Y		N	06/2025		
Exc Award (06/30/2018, 06/30/2021, 06/30/2023)																
140753	Seaford & Districts	01/17/2020	Active	30	0	0	0.00%	30		2	Y	5	N	07/2025		
22677	STRATHALBYN DISTRICT	05/20/1968	Active	23	0	0	0.00%	17		0	Y	2	N	06/2025		
Exc Award (06/30/2020)																
30659	TAILEM BEND	04/24/1975	Active	22	0	0	0.00%	21		4	Y	4	N	07/2025		
Exc Award (06/30/2018)																
22854	TENNANT CREEK	11/17/1967	Active(2)	7	1	0	16.67%	13		0	Y	2	R	09/2023		
31590	TINTINARA	01/22/1976	Active	9	0	0	0.00%	18		1	Y			12/2024		
22851	VICTOR HARBOR & PORT ELLIOT	02/20/1969	Active	29	0	0	0.00%	34		0	Y	4		07/2025		
Exc Award (06/30/2018, 06/30/2024)																
143806	Wattle Range Lioness	12/08/2020	Active	22	0	0	0.00%	21		4	Y	2	N	12/2024		
22852	WILLUNGA & DISTRICTS	08/11/1969	Active	25	0	2	-7.41%	30	7	0	Y	2	R	07/2025		\$653.55
44381	YANKALILLA & DISTRICT	11/15/1984	Active	46	2	0	4.55%	47		0	Y		N	06/2025		
Exc Award (06/30/2020, 06/30/2023)																
42574	YULARA AYERS ROCK	04/29/1983	Active	5	0	0	0.00%	7		2	Y	2		01/2025		

Clubs Cancelled Previous Fiscal Year – Clubs Cancelled within last 12 months may be reinstated

Club Number	Club Name	Charter Date	Current Status*	Cancellation Date
22659	KAROONDA & DISTRICT L C	01/30/1973	Cancelled(6*)	01/31/2025



Club Health Assessment for District 201C2 through July 2025

						Status		Membership					Reports				Finance		LCIF
						Times in Status Quo in Past 2 Years	Current Member Count **	YTD Members Added	YTD Members Dropped	YTD Net Growth***	Member Count 1 Year Ago	Dropped Members Avg.Length of Service	Months Since Membership Update	Current Officers Reported ****	Current President Repeated Term	VP Reported *****	Last Date Reported Service (mm/yyyy)	Account Balance	YTD Donations
Club Number	Club Name		Charter Date																
Current Total Clubs Count	YTD New Clubs Count	YTD Cancelled Clubs Count	YTD Net Club Gain	Current Total Members Count	YTD Add	YTD Drop	YTD Net Growth	Member Count 12 Months Ago	Average Member Count Per Club	% of Clubs with less than 20 members	% No Officer Report in 12 Months	% of Clubs with balance 90+ days	Number of Clubs in Status Quo	% Status Quo Clubs in Financial Suspension	Number of Cancelled Clubs	Average Cancelled Club Age	Members Lost Due to Cancellation	% of Clubs Cancelled for Non-Financial Reasons	
58	0	0	0	1,387	17	13	4	0.29%	1,416	24	38%	2%	2%	0	0%	0	0	0	0%

* - P - Priority Club. Cancellation Reasons: 1-Objectives/conduct, 2-Non-active club, 5-Non-existing club, 6-Disbanding, 7-Merger, 8-Financial Suspension, 9-District/Multiple District Dues.

** Red denotes below 15 active members.

*** Red denotes 20% + loss.

**** Y - all 3 (President, Secretary, Treasurer) club officers reported, N - not all 3 reported.

***** Abbreviation: N-New, IP-Immediate Past, R-Repeat.



Club Health Assessment for District 201T1 through July 2025

			Status	Membership					Reports					Finance		LCIF
Club Number	Club Name	Charter Date	Times in Status Quo in Past 2 Years	Current Member Count **	YTD Members Added	YTD Members Dropped	YTD Net Growth% ***	Member Count 1 Year Ago	Dropped Members Avg.Length of Service	Months Since Membership Update	Current Officers Reported ****	Current President Repeated Term	VP Reported *****	Last Date Reported Service (mm/yyyy)	Account Balance	YTD Donations
Clubs less than two years old																
155405	Tasmanian Online	08/15/2023	Active	21	4	0	23.53%	27		0	N	None		06/2025		
Clubs more than two years old																
47703	BICHENO	09/08/1987	Active	17	0	0	0.00%	16		2	Y	6		07/2025		
	Exc Award (06/30/2024)															
84241	BOTHWELL AND DISTRICTS	10/05/2004	Active	12	1	0	9.09%	12		0	Y	3	N	05/2025		
55951	BRIDPORT	06/30/1994	Active	32	0	0	0.00%	31		4	N	2	R	04/2025		
	Exc Award (06/30/2023)															
115631	BRIGHTON	12/06/2011	Active	12	0	0	0.00%	12		0	Y	3		09/2024		
	Exc Award (06/30/2018, 06/30/2019)															
47334	BURNIE EMU BAY	05/18/1987	Active	18	1	0	5.88%	19		0	Y	2		07/2025		
22356	CITY OF LAUNCESTON	10/30/1957	Active	9	0	0	0.00%	13		1	Y		IP	07/2025		
	Exc Award (06/30/2022)															
22343	CLARENCE	02/13/1965	Active	18	0	1	-5.26%	25	11	0	Y			06/2025		
	Exc Award (06/30/2020, 06/30/2024)															
41386	DELORAINE	05/13/1982	Active	18	0	0	0.00%	18		12	Y			12/2024		
31872	DEVONPORT MERSEY	03/09/1976	Active	17	0	0	0.00%	18		1	Y		N	06/2025		
	Exc Award (06/30/2024)															
62992	FLINDERS ISLAND	03/31/2000	Active	8	0	0	0.00%	9		2	Y	3		01/2025		
41208	FORTH VALLEY	04/13/1982	Active	24	0	0	0.00%	24		3	Y			10/2023		
22346	GEORGE TOWN	09/11/1968	Active	27	0	2	-6.90%	26	4	0	Y		N	07/2025		
	Exc Award (06/30/2018)															
32113	GLAMORGAN INC	04/21/1976	Active	7	0	0	0.00%	9		1	Y	6		07/2025		
22347	GLENORCHY CITY	04/01/1964	Active(1)	18	0	0	0.00%	20		5	Y		R	07/2025		
	Exc Award (06/30/2022, 06/30/2023)															
47529	HADSPEN SOUTH ESK	06/19/1987	Active	17	0	0	0.00%	14		2	N	4		07/2025		
	Exc Award (06/30/2018)															
22350	HUON L C	08/13/1968	Active	14	0	0	0.00%	12		0	Y		N	06/2025		\$196.06
	Exc Award (06/30/2023)															
22351	KENTISH	04/21/1969	Active	32	1	0	3.23%	25		0	Y		N	07/2025		



Club Health Assessment for District 201T1 through July 2025

			Status	Membership					Reports					Finance		LCIF
Club Number	Club Name	Charter Date	Times in Status Quo in Past 2 Years	Current Member Count **	YTD Members Added	YTD Members Dropped	YTD Net Growth% ***	Member Count 1 Year Ago	Dropped Members Avg.Length of Service	Months Since Membership Update	Current Officers Reported ****	Current President Repeated Term	VP Reported *****	Last Date Reported Service (mm/yyyy)	Account Balance	YTD Donations
22354	KING ISLAND L C	03/28/1969	Active	33	0	0	0.00%	29		1	Y		R	06/2025		
	Exc Award (06/30/2020, 06/30/2023)															
22353	KINGBOROUGH L C	07/15/1968	Active	40	0	0	0.00%	40		0	Y	2	R	07/2025		
	Exc Award (06/30/2018, 06/30/2019, 06/30/2021, 06/30/2024)															
22358	KINGS MEADOWS	09/22/1970	Active	21	0	1	-4.55%	21	31	0	Y		N	07/2025		
	Exc Award (06/30/2023)															
22355	LATROBE	12/07/1970	Active	12	0	0	0.00%	12		16	Y	2		07/2025		
22359	LAUNCESTON WINDMILL HILL	09/14/1961	Active	14	0	0	0.00%	13		3	Y	2	R	05/2025		
	Exc Award (06/30/2019)															
48557	LILYDALE	05/10/1988	Active	10	0	0	0.00%	11		11	Y	2	R	07/2025		
22367	NEW NORFOLK	08/06/1968	Active	21	0	0	0.00%	22		1	Y	2	N	06/2025		
40167	NORTH-EAST TASMANIA	06/30/1981	Active	18	0	0	0.00%	21		3	Y	3		08/2024		
	Exc Award (06/30/2018)															
22370	PENGUIN	03/14/1962	Active	47	2	0	4.44%	42		0	Y	2	N	07/2025		
	Exc Award (06/30/2023, 06/30/2024)															
31170	PERTH TASMANIA	09/05/1975	Active	16	0	0	0.00%	17		2	Y	2	N	07/2025		
33882	PORT CYGNET L C	05/05/1977	Active	12	0	0	0.00%	14		2	Y	8		05/2025		
43784	PORT SORELL	04/12/1984	Active	32	3	0	10.34%	29		0	Y		R	03/2025		
22373	QUEENSTOWN	07/18/1967	Active	12	0	0	0.00%	10		3	Y	8	R	07/2025		
22357	RIVERSIDE INC	03/18/1965	Active	30	0	0	0.00%	31		3	Y		N	06/2025		
	Exc Award (06/30/2023, 06/30/2024)															
62993	ROCKY CAPE	03/31/2000	Active	27	0	0	0.00%	26		2	Y	2		06/2025		
	Exc Award (06/30/2017, 06/30/2018)															
33883	ROSEBERY	05/18/1977	Active	13	0	0	0.00%	13		34	Y			10/2023		
22376	SCOTTSDALE	11/10/1969	Active	16	0	0	0.00%	14		2	Y	2		07/2025		
	Exc Award (06/30/2018, 06/30/2023)															
22377	SMITHTON-CIRCULAR HEAD L C	10/20/1969	Active	15	0	0	0.00%	16		0	Y	4		07/2025		
	Exc Award (06/30/2019)															
22378	SORELL	12/11/1973	Active	24	1	1	0.00%	28	24	0	Y			04/2025		
	Exc Award (06/30/2018, 06/30/2020)															



Club Health Assessment for District 201T1 through July 2025

INTERNATIONAL

			Status	Membership					Reports					Finance	LCIF	
Club Number	Club Name	Charter Date	Times in Status Quo in Past 2 Years	Current Member Count **	YTD Members Added	YTD Members Dropped	YTD Net Growth% ***	Member Count 1 Year Ago	Dropped Members Avg.Length of Service	Months Since Membership Update	Current Officers Reported ****	Current President Repeated Term	VP Reported *****	Last Date Reported Service (mm/yyyy)	Account Balance	YTD Donations
54334	SPRING BAY	04/12/1993	Active	8	0	0	0.00%	8		15	N	None		12/2023	90+ Days	
45175	TASMAN	06/20/1985	Active	7	0	0	0.00%	8		6	Y	8		03/2023		
22381	ULVERSTONE	05/25/1965	Active	43	0	0	0.00%	47		3	Y	3		03/2025		
29653	WEST TAMAR	07/15/1974	Active	17	0	0	0.00%	16		2	Y			07/2025		
55315	WESTBURY	02/21/1994	Active	39	1	0	2.63%	37		0	Y	2	R	07/2025		
22382	WYNYARD	07/16/1968	Active	37	0	0	0.00%	44		1	Y	2		10/2023		
30787	ZEEHAN	05/06/1975	Active	8	0	0	0.00%	8		4	Y	11	R	07/2025		

Clubs Cancelled Previous Fiscal Year – Clubs Cancelled within last 12 months may be reinstated

Club Number	Club Name	Charter Date	Current Status*	Cancellation Date
22339	BURNIE CITY	09/16/1959	Cancelled(6*)	06/29/2025
56951	DODGES FERRY SOUTHERN BEACHES	05/24/1995	Cancelled(6*)	11/30/2024
22375	ST HELEN'S	06/26/1972	Cancelled(6*)	11/30/2024

Current Total Clubs Count	YTD New Clubs Count	YTD Cancelled Clubs Count	YTD Net Club Gain	Current Total Members Count	YTD Add	YTD Drop	YTD Net Growth	YTD Net Growth %	Member Count 12 Months Ago	Average Member Count Per Club	% of Clubs with less than 20 members	% No Officer Report in 12 Months	% of Clubs with balance 90+ days	Number of Clubs in Status Quo	% Status Quo Clubs in Financial Suspension	Number of Cancelled Clubs	Average Cancelled Club Age	Members Lost Due to Cancellation	% of Clubs Cancelled for Non-Financial Reasons
44	0	0	0	893	14	5	9	1.02%	907	20	61%	2%	2%	0	0%	0	0	0	0%

* - P - Priority Club. Cancellation Reasons: 1-Objectives/conduct, 2-Non-active club, 5-Non-existing club, 6-Disbanding, 7-Merger, 8-Financial Suspension, 9-District/Multiple District Dues.

** Red denotes below 15 active members.

*** Red denotes 20% + loss.

**** Y - all 3 (President, Secretary, Treasurer) club officers reported, N - not all 3 reported.

***** Abbreviation: N-New, IP-Immediate Past, R-Repeat.



Club Health Assessment for District 201V2 through July 2025

			Status	Membership					Reports				Finance	LCIF		
Club Number	Club Name	Charter Date	Times in Status Quo in Past 2 Years	Current Member Count **	YTD Members Added	YTD Members Dropped	YTD Net Growth% ***	Member Count 1 Year Ago	Dropped Members Avg.Length of Service	Months Since Membership Update	Current Officers Reported ****	Current President Repeated Term	VP Reported *****	Last Date Reported Service (mm/yyyy)	Account Balance	YTD Donations
Clubs more than two years old																
22511	ALTONA	10/14/1965	Active	17	0	0	0.00%	19		1	Y			07/2025		
Exc Award (06/30/2016, 06/30/2021)																
22510	ANGLESEA	05/24/1968	Active	34	0	0	0.00%	40		0	Y	4		01/2025		
22514	ARARAT	06/19/1972	Active	20	0	0	0.00%	22		4	Y	2	R	07/2025		
108908	BALMORAL DISTRICT	07/19/2010	Active	11	0	0	0.00%	10		5	Y	4	R	06/2024		
49206	BANNOCKBURN & DIST	02/06/1989	Active	6	0	0	0.00%	7		4	Y	4		07/2025		
45010	BIRREGURRA & DISTRICT	05/02/1985	Active	16	0	0	0.00%	15		10	Y	5		06/2025		
37446	CAMPERDOWN	07/02/1979	Active	24	0	0	0.00%	25		0	Y		N	07/2025		
Exc Award (06/30/2016, 06/30/2019)																
22520	CASTERTON	10/17/1968	Active	23	0	0	0.00%	25		2	Y		N	07/2025		
Exc Award (06/30/2016)																
45604	CAVENDISH & DISTRICT	12/19/1985	Active	19	0	0	0.00%	19		4	Y		IP	06/2024		
22521	COLAC	12/31/1957	Active	26	1	1	0.00%	23	0	0	Y		N	07/2025		\$32.68
Exc Award (06/30/2016, 06/30/2022)																
115746	CORIO NORLANE	01/18/2012	Active	25	0	0	0.00%	23		0	Y		N	06/2025		
30657	DARTMOOR	04/24/1975	Active	10	0	0	0.00%	10		4	Y	7		03/2025		
32115	DEER PARK	04/09/1976	Active	14	0	0	0.00%	15		4	Y		N	06/2025		
22522	DIMBOOLA	07/27/1973	Active	12	0	1	-7.69%	14	2	0	Y		N	06/2024		
30658	DUNKELD & DISTRICT	04/24/1975	Active	16	0	1	-5.88%	18	7	0	Y		N	06/2025		\$50.00
22523	EDENHOPE	09/08/1958	Active	18	3	0	20.00%	17		0	Y			07/2025		
22525	FOOTSCRAY	10/02/1952	Active	19	0	0	0.00%	20		7	Y		N	12/2024		
42694	FORREST & DIST	05/03/1983	Active	10	0	0	0.00%	12		4	Y	4	R	03/2024		
22526	GEELONG	03/16/1953	Active	13	0	0	0.00%	15		4	Y			08/2024		
64472	GEELONG BREAKFAST	06/14/2001	Active	17	0	0	0.00%	16		0	Y			06/2025		
22527	GEELONG CORIO BAY	07/01/1963	Active	22	0	0	0.00%	31		0	Y		N	07/2025		
34321	GEELONG HAMLYN HEIGHTS	07/18/1977	Active	17	0	0	0.00%	15		0	Y			07/2025		
22528	GEELONG SOUTH BARWON	07/08/1965	Active	21	0	0	0.00%	21		4	Y	2	R	02/2024		
31078	GOROKE	07/21/1975	Active	14	0	0	0.00%	14		13	Y	2	N	07/2025		



Club Health Assessment for District 201V2 through July 2025

			Status	Membership						Reports				Finance		LCIF
Club Number	Club Name	Charter Date	Times in Status Quo in Past 2 Years	Current Member Count **	YTD Members Added	YTD Members Dropped	YTD Net Growth% ***	Member Count 1 Year Ago	Dropped Members Avg.Length of Service	Months Since Membership Update	Current Officers Reported ****	Current President Repeated Term	VP Reported *****	Last Date Reported Service (mm/yyyy)	Account Balance	YTD Donations
33239	Green Park	01/19/1977	Active	19	0	2	-9.52%	22	7	0	Y	3		07/2024	90+ Days	
45427	GROVEDALE WAURN PONDS Exc Award (06/30/2023)	10/08/1985	Active	16	0	0	0.00%	16		3	Y			07/2025		
22529	HAMILTON Exc Award (06/30/2016)	09/28/1966	Active	14	0	0	0.00%	24		1	Y		R	07/2025		
28202	HEYWOOD	03/28/1974	Active	21	0	0	0.00%	18		1	Y	2		05/2025		
22530	HORSHAM Exc Award (06/30/2018)	06/10/1955	Active	29	0	0	0.00%	30		2	N		N	06/2025		
44468	INVERLEIGH LEIGH VALLEY	12/11/1984	Active	23	0	0	0.00%	23		3	Y	2		06/2025		
22532	KANIVA	04/13/1966	Active	19	1	1	0.00%	16	0	0	Y		N	06/2025		
22534	KOROIT	12/26/1973	Active	29	0	0	0.00%	29		1	Y		IP	07/2025		
22535	LARA Exc Award (06/30/2022, 06/30/2023)	07/29/1970	Active	30	0	0	0.00%	30		0	Y	2	R	07/2025		
45605	LEOPOLD Exc Award (06/30/2021)	12/16/1985	Active	40	0	0	0.00%	35		0	Y		N	07/2025		
22536	LISMORE AND DISTRICTS	11/12/1968	Active	12	0	0	0.00%	13		1	Y	9		05/2024		\$13.07
87966	LITTLE RIVER	05/03/2005	Active	7	0	0	0.00%	7		9	Y	6		04/2025		
63400	MELBOURNE VIETNAMESE Exc Award (06/30/2023)	06/30/2000	Active	17	0	0	0.00%	17		4	Y			06/2024		
22540	MERINO DIGBY L C Exc Award (06/30/2024)	02/26/1971	Active	24	0	0	0.00%	23		1	Y		N	07/2025		
22541	MINYIP	08/06/1959	Active	15	0	0	0.00%	17		1	Y		N	03/2025		
39736	MORTLAKE	04/15/1981	Active	16	1	0	6.67%	14		0	Y	2		05/2024		
32383	MURTOA	06/09/1976	Active	14	0	1	-6.67%	17	2	0	Y	2		06/2025		
30188	NATIMUK	01/24/1975	Active	15	0	0	0.00%	15		2	Y	2		06/2025		
22542	NHILL Exc Award (06/30/2018, 06/30/2020, 06/30/2022)	06/19/1972	Active	53	1	7	-10.17%	61	6	0	Y		N	06/2025		
22518	OCEAN GROVE BARWON HEADS	06/28/1955	Active	18	0	0	0.00%	22		1	Y	2	N	06/2024		
37087	PENSHURST & DISTRICT L C Exc Award (06/30/2023)	05/14/1979	Active	13	0	0	0.00%	11		3	Y		IP	07/2025		



Club Health Assessment for District 201V2 through July 2025


			Status	Membership					Reports					Finance		LCIF
Club Number	Club Name	Charter Date	Times in Status Quo in Past 2 Years	Current Member Count **	YTD Members Added	YTD Members Dropped	YTD Net Growth% ***	Member Count 1 Year Ago	Dropped Members Avg.Length of Service	Months Since Membership Update	Current Officers Reported ****	Current President Repeated Term	VP Reported *****	Last Date Reported Service (mm/yyyy)	Account Balance	YTD Donations
112099	POINT COOK	10/10/2011	Active	15	0	0	0.00%	7		0	Y		N	07/2025		
34322	PORT FAIRY-BELFAST L C	07/18/1977	Active	38	0	0	0.00%	37		10	Y	2	R	07/2025		
22543	PORTARLINGTON-DRYSDAL E L C	12/07/1970	Active	39	5	0	14.71%	38		0	Y		N	07/2025		
22544	PORTLAND	11/30/1966	Active	26	0	0	0.00%	23		0	Y			07/2025		
22545	QUEENSCLIFF POINT LONSDALE	03/29/1961	Active	10	0	0	0.00%	8		4	Y	2		07/2025		
22547	RUPANYUP	08/27/1957	Active	13	0	0	0.00%	16		2	Y	2	R	06/2025		
55268	SIMPSON & DIST L C	02/02/1994	Active	18	0	0	0.00%	19		4	Y			06/2025		
Exc Award (06/30/2019)																
22549	SKIPTON	10/24/1973	Active(1)	5	0	0	0.00%	11		1	N	None		06/2024		
22550	STAWELL	05/05/1972	Active	10	0	0	0.00%	5		4	Y	3		07/2024		
22551	SUNSHINE	05/12/1953	Active	31	0	0	0.00%	27		1	Y	2	N	07/2025		
Exc Award (06/30/2017, 06/30/2020, 06/30/2025)																
41560	TERANG & DISTRICT L C	06/11/1982	Active	28	2	0	7.69%	26		0	Y	2		05/2025		
22552	TIMBOON	06/07/1967	Active	13	0	1	-7.14%	14	31	0	N	None		06/2025		
22553	TORQUAY	06/23/1969	Active	29	0	0	0.00%	29		3	Y		N	07/2025		
22554	WARRNAMBOOL	12/16/1959	Active	44	1	0	2.33%	51		0	Y		N	06/2025		
Exc Award (06/30/2020, 06/30/2022)																
22556	WERRIBEE	03/03/1961	Active	21	2	1	5.00%	22	1	0	Y		N	07/2025	90+ Days	
22557	WILLAURA	04/17/1969	Active	11	0	0	0.00%	9		3	Y	2		07/2025		\$32.68
Exc Award (06/30/2018)																
22559	WINCHELSEA	08/27/1958	Active	30	0	0	0.00%	30		1	Y	2		07/2025		

Clubs Cancelled Previous Fiscal Year – Clubs Cancelled within last 12 months may be reinstated

Club Number	Club Name	Charter Date	Current Status*	Cancellation Date
22538	MACARTHUR & DIST L C	11/26/1973	Cancelled(6*)	12/30/2024



Club Health Assessment for District 201V2 through July 2025

<div>Club NumberClub NameCharter Date</div>						Status		Membership					Reports				Finance		LCIF
						Times in Status Quo in Past 2 Years	Current Member Count **	YTD Members Added	YTD Members Dropped	YTD Net Growth***	Member Count 1 Year Ago	Dropped Members Avg.Length of Service	Months Since Membership Update	Current Officers Reported ****	Current President Repeated Term	VP Reported *****	Last Date Reported Service (mm/yyyy)	Account Balance	YTD Donations
Current Total Clubs Count	YTD New Clubs Count	YTD Cancelled Clubs Count	YTD Net Club Gain	Current Total Members Count	YTD Add	YTD Drop	YTD Net Growth	YTD Net Growth %	Member Count 12 Months Ago	Average Member Count Per Club	% of Clubs with less than 20 members	% No Officer Report in 12 Months	% of Clubs with balance 90+ days	Number of Clubs in Status Quo	% Status Quo Clubs in Financial Suspension	Number of Cancelled Clubs	Average Cancelled Club Age	Members Lost Due to Cancellation	% of Clubs Cancelled for Non-Financial Reasons
62	0	0	0	1,249	17	16	1	0.08%	1,278	20	60%	3%	3%	0	0%	0	0	0	0%

* - P - Priority Club. Cancellation Reasons: 1-Objectives/conduct, 2-Non-active club, 5-Non-existing club, 6-Disbanding, 7-Merger, 8-Financial Suspension, 9-District/Multiple District Dues.

** Red denotes below 15 active members.

*** Red denotes 20% + loss.

**** Y - all 3 (President, Secretary, Treasurer) club officers reported, N - not all 3 reported.

***** Abbreviation: N-New, IP-Immediate Past, R-Repeat.



Club Health Assessment for District 201V3 through July 2025

			Status	Membership					Reports					Finance		LCIF
Club Number	Club Name	Charter Date	Times in Status Quo in Past 2 Years	Current Member Count **	YTD Members Added	YTD Members Dropped	YTD Net Growth% ***	Member Count 1 Year Ago	Dropped Members Avg.Length of Service	Months Since Membership Update	Current Officers Reported ****	Current President Repeated Term	VP Reported *****	Last Date Reported Service (mm/yyyy)	Account Balance	YTD Donations
Clubs less than two years old																
178621	Licola Wilderness Village	01/03/2025	Active	24	0	0	0.00%	0		3	Y	2	R	05/2025		
Clubs more than two years old																
22763	BAIRNSDALE	06/19/1969	Active	16	0	0	0.00%	21		1	Y			09/2024		
29813	BALNARRING	09/12/1974	Active	3	0	0	0.00%	3		5	N	3		08/2018		
58535	BASS VALLEY	06/30/1996	Active	4	0	0	0.00%	5		3	Y	16		09/2022		
107413	BONEO	02/03/2010	Active(1)	14	0	2	-12.50%	18	2	0	N	None		11/2023		
141892	Casey	06/23/2020	Active	13	0	0	0.00%	21		1	Y			09/2022		
145644	Casey Hills Lionesses	05/19/2021	Active	9	0	0	0.00%	11		1	Y	6		12/2021		
33453	CHURCHILL & DISTRICT L C	03/09/1977	Active	21	0	0	0.00%	25		1	Y		N	03/2022		
22773	DROMANA	08/21/1967	Active	14	0	0	0.00%	13		2	Y	3		07/2025		
22774	DROUIN	05/09/1973	Active	30	0	0	0.00%	26		2	N		N	10/2024		
Exc Award (06/30/2018)																
22776	FLINDERS DISTRICT L C	05/19/1969	Active	37	0	0	0.00%	35		4	Y	2		10/2023		\$1,307.10
22777	FRANKSTON	10/12/1961	Active(1)	12	0	0	0.00%	14		2	Y		R	09/2024		\$980.32
143333	Gippsland Lakes Lionesses	11/02/2020	Active	15	0	0	0.00%	15		3	N	4		12/2023		
22778	HEYFIELD	05/17/1968	Active	49	0	0	0.00%	50		1	Y		N	09/2024		
64469	INVERLOCH & DISTRICT	06/25/2001	Active	17	0	0	0.00%	17		1	N		IP	03/2024		
22779	KOO WEE RUP	01/16/1973	Active(1)	9	0	1	-10.00%	14	32	0	Y	2	N	12/2019		\$653.55
22780	KORUMBURRA	04/24/1967	Active	28	0	0	0.00%	28		1	Y	2	N	02/2020		\$653.55
22781	LEONGATHA	10/10/1968	Active	26	1	0	4.00%	26		0	Y		N	06/2019		
31169	LINDENOW	09/05/1975	Active	21	0	0	0.00%	22		1	Y	2		04/2019		
39821	LOCH SPORT	04/29/1981	Active	14	0	0	0.00%	14		1	Y	2	N	05/2025		
66655	LONGWARRY AND DISTRICT	09/27/2002	Active	5	0	0	0.00%	6		3	Y	10		07/2025		
22782	MAFFRA	03/25/1970	Active	32	0	0	0.00%	26		2	Y		R	07/2025		
45177	MALLACOOTA & DISTRICT	06/14/1985	Active	14	0	0	0.00%	16		3	Y	3		07/2017		
52303	MC CRAE & DIST	12/17/1991	Active(1)	17	1	0	6.25%	20		0	Y			07/2025	90+ Days	
Exc Award (06/30/2020, 06/30/2021)																



Club Health Assessment for District 201V3 through July 2025

			Status	Membership					Reports					Finance		LCIF
Club Number	Club Name	Charter Date	Times in Status Quo in Past 2 Years	Current Member Count **	YTD Members Added	YTD Members Dropped	YTD Net Growth% ***	Member Count 1 Year Ago	Dropped Members Avg.Length of Service	Months Since Membership Update	Current Officers Reported ****	Current President Repeated Term	VP Reported *****	Last Date Reported Service (mm/yyyy)	Account Balance	YTD Donations
43102	METUNG	10/04/1983	Active	19	0	0	0.00%	17		1	Y	4	R	12/2018		
85043	MIRBOO NORTH	03/16/2005	Active	12	0	0	0.00%	10		1	Y			08/2023		
22783	MOE	08/18/1966	Active	28	1	0	3.70%	27		0	Y			10/2024		\$653.55
22786	MORNINGTON	04/23/1968	Active	29	1	0	3.57%	27		0	Y			07/2020		
22787	MORWELL	09/16/1963	Active(2)	11	9	0	450.00%	4		0	N	None		07/2020		
22788	MOUNT ELIZA	12/04/1969	Active	15	0	0	0.00%	22		1	Y			06/2018		\$50.00
34686	MOUNT ERICA L C	11/07/1977	Active	6	0	0	0.00%	8		1	N	None		05/2025		
62903	NARRE WARREN	03/13/2000	Active(2)	7	0	0	0.00%	8		2	Y	2		04/2018		
38701	NEERIM DISTRICT L C	06/23/1980	Active	13	0	0	0.00%	13		4	Y	15	R	03/2020		
22791	OMEOSHIRE L C	03/12/1973	Active	5	0	0	0.00%	5		3	Y	10		09/2016		
22792	ORBOST	05/16/1969	Active(3)	5	0	0	0.00%	5		3	Y	2		12/2016		
31202	PAKENHAM	09/17/1975	Active	9	0	0	0.00%	10		3	Y	2		12/2024		
34470	PAYNESVILLE	09/21/1977	Active	22	0	0	0.00%	18		1	Y	2	N	10/2023		
22793	PHILLIP ISLAND	07/22/1968	Active	18	0	0	0.00%	20		3	Y			08/2021		\$326.77
45011	RED HILL & DIST	05/30/1985	Active	15	0	0	0.00%	16		0	Y	4		10/2023		\$163.39
22795	ROSEDALE	01/30/1973	Active(2)	5	0	0	0.00%	5		3	Y			01/2023		
22796	RYE	04/28/1972	Active	17	0	0	0.00%	23		1	Y	2	N	06/2022		
Exc Award (06/30/2021)																
22797	SALE INC L C	04/13/1967	Active	18	0	0	0.00%	18		1	Y	2		02/2025		
22801	STRATFORD	09/12/1972	Active	14	1	0	7.69%	14		0	N		N	07/2025		
59900	STRZELECKI	08/15/1997	Active	26	0	0	0.00%	30		7	N			04/2022		
22803	TOORA	11/30/1972	Active	22	2	1	4.76%	20	7	0	Y		N	07/2025		\$653.55
106656	TOORADIN & DISTRICT	09/25/2009	Active	15	2	0	15.38%	12		0	Y	2		07/2025		
22804	TRAFALGAR	12/03/1969	Active	28	0	0	0.00%	33		1	Y			03/2024		
22805	TRARALGON	04/27/1966	Active	27	1	2	-3.57%	26	6	0	Y			12/2024		
138545	Twin Rivers	06/07/2019	Active	9	0	0	0.00%	9		1	Y	5		12/2024		
144731	Victoria Need For Feed	01/14/2021	Active	11	0	0	0.00%	13		1	Y	6				
22806	WARRAGUL	07/27/1966	Active	42	0	1	-2.33%	44	48	0	Y	2	N	06/2025		



Club Health Assessment for District 201V3 through July 2025

INTERNATIONAL

			Status	Membership					Reports					Finance	LCIF	
Club Number	Club Name	Charter Date	Times in Status Quo in Past 2 Years	Current Member Count **	YTD Members Added	YTD Members Dropped	YTD Net Growth% ***	Member Count 1 Year Ago	Dropped Members Avg.Length of Service	Months Since Membership Update	Current Officers Reported ****	Current President Repeated Term	VP Reported *****	Last Date Reported Service (mm/yyyy)	Account Balance	YTD Donations
63401	WELLINGTON LA TROBE	06/30/2000	Active	14	0	0	0.00%	11		0	Y	3		07/2025		
45178	WILLOW GROVE & DISTRICT	06/27/1985	Active	22	0	0	0.00%	22		3	Y			07/2025		
22809	WONTHAGGI	07/24/1961	Active(1)	12	0	0	0.00%	10		11	N	None		05/2023		
35823	YARRAGON	06/22/1978	Active	26	1	0	4.00%	26		0	Y	2	N	08/2018		
22811	YARRAM	04/09/1969	Active	10	0	0	0.00%	12		0	Y		N	07/2025		
44885	YINNAR & DIST	04/11/1985	Active	17	0	0	0.00%	18		1	Y		N	09/2023		

Clubs Cancelled Previous Fiscal Year – Clubs Cancelled within last 12 months may be reinstated

Club Number	Club Name	Charter Date	Current Status*	Cancellation Date
41049	BRIAGOLONG & DISTRICT	03/15/1982	Cancelled(8*)	12/30/2024
48185	BRUTHEN	02/29/1988	Cancelled(6*)	03/29/2025
148629	Casey South East United	10/13/2021	Cancelled(8*)	06/29/2025
22771	CRANBOURNE	10/16/1972	Cancelled(8*)	06/29/2025
31181	LAKES ENTRANCE	08/15/1975	Cancelled(8*)	04/29/2025
142902	Maffra Lionesses	09/14/2020	Cancelled(6*)	08/29/2024
22794	ROSEBUD	12/26/1972	Cancelled(6*)	08/29/2024

Current Total Clubs Count	YTD New Clubs Count	YTD Cancelled Clubs Count	YTD Net Club Gain	Current Total Members Count	YTD Add	YTD Drop	YTD Net Growth	YTD Net Growth %	Member Count 12 Months Ago	Average Member Count Per Club	% of Clubs with less than 20 members	% No Officer Report in 12 Months	% of Clubs with balance 90+ days	Number of Clubs in Status Quo	% Status Quo Clubs in Financial Suspension	Number of Cancelled Clubs	Average Cancelled Club Age	Members Lost Due to Cancellation	% of Clubs Cancelled for Non-Financial Reasons
57	0	0	0	993	20	7	13	1.33%	1,002	17	67%	2%	2%	0	0%	0	0	0	0%

* - P - Priority Club. Cancellation Reasons: 1-Objectives/conduct, 2-Non-active club, 5-Non-existing club, 6-Disbanding, 7-Merger, 8-Financial Suspension, 9-District/Multiple District Dues.

** Red denotes below 15 active members.

*** Red denotes 20% + loss.

**** Y - all 3 (President, Secretary, Treasurer) club officers reported, N - not all 3 reported.

***** Abbreviation: N-New, IP-Immediate Past, R-Repeat.



Club Health Assessment for District 201V5 through July 2025

			Status	Membership						Reports				Finance	LCIF	
Club Number	Club Name	Charter Date	Times in Status Quo in Past 2 Years	Current Member Count **	YTD Members Added	YTD Members Dropped	YTD Net Growth% ***	Member Count 1 Year Ago	Dropped Members Avg.Length of Service	Months Since Membership Update	Current Officers Reported ****	Current President Repeated Term	VP Reported *****	Last Date Reported Service (mm/yyyy)	Account Balance	YTD Donations
Clubs less than two years old																
157616	Box Hill Silk Road	03/26/2024	Active	34	4	0	13.33%	22		0	Y	3	N	05/2025		
155355	South Morang - Plenty Valley	08/01/2023	Active(2)	11	0	0	0.00%	31		0	Y	2		02/2025		
Clubs more than two years old																
22964	ALEXANDRA	08/22/1972	Active	15	0	0	0.00%	13		2	Y		N	07/2025		
126033	Ashwood-Mt Waverley	10/21/2015	Active	16	0	0	0.00%	17		2	N	3	R	06/2025		
22764	BEAUMARIS	09/12/1972	Active	12	0	0	0.00%	16		2	Y	7	R	07/2025		
Exc Award (06/30/2023)																
32554	BLACKBURN	06/28/1976	Active	32	2	1	3.23%	34	0	0	Y		IP	07/2025		
Exc Award (06/30/2023, 06/30/2024)																
22969	BORONIA	04/26/1969	Active	16	5	1	33.33%	13	0	0	Y	11		07/2025		
22340	BOROONDARA CENTRAL	04/05/1957	Active	16	0	0	0.00%	16		1	Y	2	R	06/2025		
58828	BOROONDARA GARDINERS CREEK	11/13/1996	Active	10	0	0	0.00%	9		2	Y	4		11/2024		
22970	BOX HILL	08/11/1960	Active	22	0	0	0.00%	20		2	Y	3	N	07/2025		\$1,960.65
Exc Award (06/30/2020, 06/30/2023)																
62444	BRIGHTON	10/26/1999	Active	16	3	0	23.08%	19		0	Y		N	09/2024		
22971	BROADFORD	04/11/1972	Active(3)	11	0	0	0.00%	12		1	Y		IP	06/2025		
22768	CARNEGIE	03/14/1969	Active	27	0	0	0.00%	27		1	Y	2	R	06/2025		
Exc Award (06/30/2021)																
44886	CLARINDA	04/11/1985	Active	6	0	0	0.00%	6		2	N	None		12/2024		
22974	CROYDON MOOROOLBARK	11/11/1964	Active	26	0	0	0.00%	28		2	Y	2		02/2025		\$1,307.10
22772	DANDENONG	11/19/1958	Active	30	0	0	0.00%	32		2	Y		N	05/2025		
121514	Dandenong City	03/24/2014	Active	5	0	0	0.00%	5		2	N	None		11/2024	90+ Days	
Exc Award (06/30/2017)																
64756	DANDENONG SUPPER	10/29/2001	Active	27	2	0	8.00%	27		0	Y	2	N	07/2025		
22977	DIAMOND VALLEY L C	03/26/1973	Active	16	0	0	0.00%	16		2	Y	2		07/2025		
Exc Award (06/30/2018)																
43101	DONVALE	10/11/1983	Active	17	0	0	0.00%	22		1	Y		IP	07/2025		
22976	DOOKIE	06/05/1973	Active	16	0	0	0.00%	18		0	Y		N	07/2025		



Club Health Assessment for District 201V5 through July 2025

			Status	Membership						Reports				Finance	LCIF	
Club Number	Club Name	Charter Date	Times in Status Quo in Past 2 Years	Current Member Count **	YTD Members Added	YTD Members Dropped	YTD Net Growth% ***	Member Count 1 Year Ago	Dropped Members Avg.Length of Service	Months Since Membership Update	Current Officers Reported ****	Current President Repeated Term	VP Reported *****	Last Date Reported Service (mm/yyyy)	Account Balance	YTD Donations
30935	EILDON	06/12/1975	Active(1)	10	0	0	0.00%	10		13	Y	3		12/2024		
32498	ELTHAM	06/28/1976	Active	15	0	0	0.00%	14		2	Y			06/2025		
30245	EMERALD	02/17/1975	Active	10	0	0	0.00%	9		1	Y			01/2025		
22979	EUROA	08/01/1963	Active	20	0	0	0.00%	18		2	Y			07/2025		
22994	FOREST HILL INC	07/10/1969	Active	8	0	0	0.00%	8		2	N	None		10/2024		
Exc Award (06/30/2023)																
22983	HEALESVILLE	03/24/1961	Active	28	0	0	0.00%	24		0	Y		N	07/2025		
22998	HEATHMONT	12/07/1970	Active	10	0	0	0.00%	10		2	Y			06/2025		
33575	KINGLAKE	03/31/1977	Active	5	0	0	0.00%	5		2	Y	11		10/2024		
146884	Knox	06/21/2021	Active	2	0	1	-33.33%	14	26	0	N			02/2025		
22985	KYABRAM	06/05/1964	Active	21	0	1	-4.55%	24	18	0	Y	2		07/2025		
104240	LYNDHURST & DISTRICT	01/08/2009	Active	28	0	0	0.00%	30		1	Y			07/2025		
108806	LYSTERFIELD	06/25/2010	Active	37	0	0	0.00%	35		2	Y			11/2024		
Exc Award (06/30/2016, 06/30/2020, 06/30/2022, 06/30/2023, 06/30/2024)																
22988	MARYSVILLE & DISTRICT	04/25/1973	Active	34	0	0	0.00%	32		1	Y		N	08/2024		
140069	MELBOURNE ALL-ABILITIES	10/14/2019	Active	23	0	1	-4.17%	23	3	0	Y	2	R	06/2025		
Exc Award (06/30/2020, 06/30/2021, 06/30/2024)																
36155	Melbourne Deaf and Hard of Hearing	10/25/1978	Active	6	0	0	0.00%	12		2	Y	2	R	07/2025		
Exc Award (06/30/2016)																
154594	Melbourne Sikhs	06/05/2023	Active(2)	18	0	0	0.00%	18		13	N	None		10/2023		
22989	MERRIGUM	02/20/1973	Active	15	0	0	0.00%	15		2	Y	2		03/2025		
50982	MITCHAM INSPIRANTE	10/09/1990	Active(1)	9	0	0	0.00%	10		1	Y		N	01/2025		
115753	MONASH	12/22/2011	Active	14	0	0	0.00%	13		2	Y	4	N	07/2025		
Exc Award (06/30/2023, 06/30/2024)																
22784	MOORABBIN	03/07/1963	Active	14	0	1	-6.67%	15	1	0	Y			07/2025		
22990	MOOROOPNA	06/26/1972	Active	23	0	0	0.00%	24		2	Y	2	R	11/2024		
22785	MORDIALLOC-MENTONE	02/03/1964	Active	10	0	0	0.00%	10		2	Y	7	N	07/2025		
109121	NILLUMBIK	08/24/2010	Active	19	0	0	0.00%	18		1	Y		N	07/2025		
Exc Award (06/30/2023)																



Club Health Assessment for District 201V5 through July 2025

			Status	Membership						Reports				Finance	LCIF	
Club Number	Club Name	Charter Date	Times in Status Quo in Past 2 Years	Current Member Count **	YTD Members Added	YTD Members Dropped	YTD Net Growth% ***	Member Count 1 Year Ago	Dropped Members Avg.Length of Service	Months Since Membership Update	Current Officers Reported ****	Current President Repeated Term	VP Reported *****	Last Date Reported Service (mm/yyyy)	Account Balance	YTD Donations
22789	NOBLE PARK-KEYSBOROUGH	04/21/1970	Active	11	0	0	0.00%	11		2	Y	2	N	12/2024		
22993	NUNAWADING	10/13/1959	Active	26	0	0	0.00%	25		1	Y			07/2025		\$2,614.20
	Exc Award (06/30/2023)															
22790	OAKLEIGH	05/24/1966	Active(4)	7	0	0	0.00%	7		20	N	None		02/2025		
34687	PARK ORCHARDS	11/07/1977	Active	25	0	1	-3.85%	30	15	0	Y		N	06/2025		
53595	ROWVILLE	08/15/1992	Active	17	0	0	0.00%	20		1	Y	3	N	07/2025		
	Exc Award (06/30/2023)															
22798	SANDRINGHAM	09/27/1966	Active	23	0	0	0.00%	22		2	Y	9	R	07/2025		
	Exc Award (06/30/2023)															
52734	SEYMOUR GOULBURN	03/18/1992	Active	38	2	0	5.56%	35		0	Y		R	07/2025		\$653.55
	Exc Award (06/30/2018, 06/30/2020, 06/30/2022, 06/30/2023)															
23000	SHEPPARTON	04/14/1961	Active	9	0	0	0.00%	11		2	Y	5	R	07/2025		
	Exc Award (06/30/2023)															
149435	Shepparton Wanganui	01/11/2022	Active	14	0	0	0.00%	18		2	Y	3		03/2024		
45176	SOUTH VERMONT INC	06/24/1985	Active	23	0	0	0.00%	25		1	Y		N	07/2025		
	Exc Award (06/30/2020)															
43785	TALLYGAROOPNA	04/12/1984	Active	20	0	0	0.00%	22		2	Y	2		08/2024		
23004	TATURA	11/01/1971	Active	21	0	1	-4.55%	22	7	0	Y	2		11/2024		
111196	TOOLAMBA	05/26/2011	Active	20	0	0	0.00%	19		2	N	None		02/2025		
22996	VERMONT INC	01/11/1974	Active	14	1	0	7.69%	13		0	Y		N	07/2025		
36607	VIOLET TOWN	02/16/1979	Active(1)	11	0	0	0.00%	12		2	Y	3		06/2025		
22909	WANDONG-WALLAN L C	06/05/1973	Active	16	0	0	0.00%	14		2	Y			03/2025	90+ Days	
32250	WANTIRNA	05/18/1976	Active	20	1	0	5.26%	17		0	Y	2	R	07/2025		
	Exc Award (06/30/2018, 06/30/2022)															
23010	WARRANTYTE	09/12/1972	Active	9	0	0	0.00%	10		0	Y	2	R	07/2024		
22807	WAVERLEY INC.	08/19/1961	Active	24	0	0	0.00%	23		0	Y		R	07/2025		
	Exc Award (06/30/2018)															
55509	WHEELERS HILL	04/07/1994	Active	42	0	0	0.00%	47		0	Y		N	07/2025		
	Exc Award (06/30/2018, 06/30/2022, 06/30/2023, 06/30/2024)															



Club Health Assessment for District 201V5 through July 2025

			Status			Membership					Reports				Finance		LCIF	
Club Number	Club Name	Charter Date	Times in Status Quo in Past 2 Years	Current Member Count **	YTD Members Added	YTD Members Dropped	YTD Net Growth***	Member Count 1 Year Ago	Dropped Members Avg.Length of Service	Months Since Membership Update	Current Officers Reported ****	Current President Repeated Term	VP Reported *****	Last Date Reported Service (mm/yyyy)	Account Balance	YTD Donations		
82391	WHEELERS HILL SOUTH EAST BUSINESS	05/20/2004	Active	26	3	2	4.00%	27	4	0	Y	2		11/2024				
23012	WHITTLESEA	11/25/1969	Active	27	0	0	0.00%	24		1	Y			07/2025				
Exc Award (06/30/2023)																		
Current Total Clubs Count	YTD New Clubs Count	YTD Cancelled Clubs Count	YTD Net Club Gain	Current Total Members Count	YTD Add	YTD Drop	YTD Net Growth	Member Count 12 Months Ago	Average Member Count Per Club	% of Clubs with less than 20 members	% No Officer Report in 12 Months	% of Clubs with balance 90+ days	Number of Clubs in Status Quo	% Status Quo Clubs in Financial Suspension	Number of Cancelled Clubs	Average Cancelled Club Age	Members Lost Due to Cancellation	% of Clubs Cancelled for Non-Financial Reasons
66	0	0	0	1,203	23	10	13	1,248	18	58%	9%	3%	0	0%	0	0	0	0%

* - P - Priority Club. Cancellation Reasons: 1-Objectives/conduct, 2-Non-active club, 5-Non-existing club, 6-Disbanding, 7-Merger, 8-Financial Suspension, 9-District/Multiple District Dues.

** Red denotes below 15 active members.

*** Red denotes 20% + loss.

**** Y - all 3 (President, Secretary, Treasurer) club officers reported, N - not all 3 reported.

***** Abbreviation: N-New, IP-Immediate Past, R-Repeat.



Club Health Assessment for District 201V6 through July 2025

			Status	Membership					Reports				Finance		LCIF	
Club Number	Club Name	Charter Date	Times in Status Quo in Past 2 Years	Current Member Count **	YTD Members Added	YTD Members Dropped	YTD Net Growth***	Member Count 1 Year Ago	Dropped Members Avg.Length of Service	Months Since Membership Update	Current Officers Reported ****	Current President Repeated Term	VP Reported *****	Last Date Reported Service (mm/yyyy)	Account Balance	YTD Donations
Clubs more than two years old																
22962	ALBURY	04/15/1957	Active	17	0	0	0.00%	20		2	Y			07/2025		
	Exc Award (06/30/2018)															
22864	BARHAM KOONDROOK	05/17/1968	Active	23	0	0	0.00%	26		5	Y	2	R	07/2025		
	Exc Award (06/30/2016)															
30286	BAROOGA & DISTRICT	02/13/1975	Active	7	0	0	0.00%	10		1	N	None		06/2025		
22965	BEECHWORTH	04/20/1959	Active	9	0	0	0.00%	12		2	Y	2		07/2025		
	Exc Award (06/30/2016, 06/30/2021)															
22966	BENALLA	09/16/1957	Active	18	0	0	0.00%	26		1	Y			07/2025		\$653.55
	Exc Award (06/30/2018, 06/30/2022, 06/30/2024)															
22968	BERRIGAN	06/26/1973	Active	8	0	0	0.00%	9		1	Y	2		07/2025		
	Exc Award (06/30/2016)															
31672	BRIGHT	02/05/1976	Active	20	0	1	-4.76%	19	3	0	Y			07/2025	90+ Days	
29657	CHILTERN	07/24/1974	Active	15	0	0	0.00%	17		2	Y	3		05/2025		
22972	COBRAM	09/14/1964	Active	16	0	0	0.00%	12		4	Y			07/2025		\$653.55
22873	COHUNA	12/06/1962	Active	22	0	0	0.00%	29		1	Y		N	07/2025		
	Exc Award (06/30/2021)															
22973	COROWA	11/20/1959	Active	31	0	0	0.00%	42		1	Y		N	07/2025		
	Exc Award (06/30/2017, 06/30/2019)															
35414	CORRYONG	04/05/1978	Active	14	0	0	0.00%	13		11	Y	3	N	07/2025		
43257	CULCAIRN	12/08/1983	Active	14	0	1	-6.67%	19	5	0	Y			07/2025		
22876	DENILIKUIN	11/01/1961	Active	15	0	0	0.00%	21		4	Y			06/2025		
	Exc Award (06/30/2018)															
41561	EAST LODDON	06/28/1982	Active	5	0	0	0.00%	6		2	Y	6		01/2025		
22879	ECHUCA	08/25/1965	Active	29	0	2	-6.45%	30	4	0	N		R	07/2025		
61189	ELMORE	10/19/1998	Active	16	0	0	0.00%	16		11	Y	6		06/2025		
22981	FINLEY	03/18/1969	Active	28	1	0	3.70%	28		0	Y		N	07/2025		\$163.39
124253	Glenrowan-Warby Ranges	02/24/2015	Active	6	0	0	0.00%	8		6	Y	3		07/2025		
29395	GUNBOWER	05/23/1974	Active	9	0	0	0.00%	9		1	Y	12		06/2025		



Club Health Assessment for District 201V6 through July 2025

			Status	Membership						Reports				Finance		LCIF
Club Number	Club Name	Charter Date	Times in Status Quo in Past 2 Years	Current Member Count **	YTD Members Added	YTD Members Dropped	YTD Net Growth% ***	Member Count 1 Year Ago	Dropped Members Avg.Length of Service	Months Since Membership Update	Current Officers Reported ****	Current President Repeated Term	VP Reported *****	Last Date Reported Service (mm/yyyy)	Account Balance	YTD Donations
34471	HENTY	09/28/1977	Active	14	0	0	0.00%	14		3	Y	2	R	07/2025		
	Exc Award (06/30/2022)															
22984	HOLBROOK	06/26/1973	Active	6	0	0	0.00%	8		2	Y			07/2025		
33374	JERILDERIE & DISTRICT L C	02/18/1977	Active	7	0	0	0.00%	7		9	Y	8		05/2025		
29658	KATAMATITE	07/15/1974	Active	17	0	0	0.00%	16		3	Y			07/2025		
	Exc Award (06/30/2024)															
22887	KERANG	04/30/1968	Active	22	0	1	-4.35%	22	3	0	Y	2	N	07/2025		
	Exc Award (06/30/2016, 06/30/2017, 06/30/2023)															
44570	KIEWA-TANGAMBALANGA	01/29/1985	Active	36	0	0	0.00%	34		1	Y		N	07/2025		
	Exc Award (06/30/2016, 06/30/2017)															
146031	Lake Mulwala	06/01/2021	Active	17	0	0	0.00%	20		1	Y		N	07/2025		
	Exc Award (06/30/2023)															
22986	LAVINGTON	06/16/1970	Active	43	0	0	0.00%	47		1	Y	2	R	07/2025		
	Exc Award (06/30/2019, 06/30/2024)															
35412	LEITCHVILLE	04/20/1978	Active	10	0	1	-9.09%	11	47	0	Y	2		07/2025		
68719	LOCKHART	04/18/2003	Active	24	1	0	4.35%	22		0	Y	4	R	07/2025		\$163.39
	Exc Award (06/30/2023, 06/30/2024)															
22891	LOCKINGTON	08/21/1973	Active	18	0	0	0.00%	22		2	Y			07/2025		
	Exc Award (06/30/2016, 06/30/2023)															
34047	MOAMA	06/08/1977	Active	17	0	0	0.00%	14		0	Y		N	07/2025		
46655	MOYHU	11/04/1986	Active	10	0	0	0.00%	10		3	Y	2		07/2025		
43786	MURCHISON & DISTRICT	04/10/1984	Active	12	0	0	0.00%	11		2	Y			09/2024		
	Exc Award (06/30/2016)															
49704	MURRABIT & DIST	06/30/1989	Active	21	0	0	0.00%	25		0	Y	6		07/2025		
	Exc Award (06/30/2016)															
22992	MYRTLEFORD	04/03/1964	Active	33	0	0	0.00%	31		1	Y			07/2025		
32497	NATHALIA & DISTRICT	06/28/1976	Active	19	0	0	0.00%	19		10	Y	5		07/2025		
	Exc Award (06/30/2016)															
22995	NUMURKAH	06/10/1969	Active	26	2	1	4.00%	27	44	0	N			07/2025		
	Exc Award (06/30/2017, 06/30/2018)															
33243	OAKLANDS & DISTRICT	01/19/1977	Active	10	0	0	0.00%	10		6	Y	6		07/2025		




Club Health Assessment for District 201V6 through July 2025

			Status	Membership						Reports				Finance	LCIF	
Club Number	Club Name	Charter Date	Times in Status Quo in Past 2 Years	Current Member Count **	YTD Members Added	YTD Members Dropped	YTD Net Growth% ***	Member Count 1 Year Ago	Dropped Members Avg.Length of Service	Months Since Membership Update	Current Officers Reported ****	Current President Repeated Term	VP Reported *****	Last Date Reported Service (mm/yyyy)	Account Balance	YTD Donations
22900	PYRAMID HILL	03/27/1969	Active	0	0	0	0.00%	6		1	N	None		11/2024		
22899	QUAMBATOOK	10/12/1971	Active	8	0	0	0.00%	9		1	N	5		09/2023		
22902	ROCHESTER	04/16/1969	Active	29	0	2	-6.45%	26	1	0	Y		R	07/2025		
	Exc Award (06/30/2023)															
29929	RUTHERGLEN	11/07/1974	Active	14	0	0	0.00%	11		1	Y		R	07/2025		
	Exc Award (06/30/2017, 06/30/2018)															
23003	STRATHMERTON	05/09/1973	Active	16	1	2	-5.88%	21	2	0	Y		N	10/2024		\$653.55
	Exc Award (06/30/2016, 06/30/2018)															
108095	THURGOONA & DISTRICT	04/13/2010	Active	7	0	0	0.00%	6		2	Y			07/2025		
	Exc Award (06/30/2016, 06/30/2017, 06/30/2023)															
30246	TOCUMWAL & DISTRICT	02/17/1975	Active	14	0	0	0.00%	16		1	Y	3	R	07/2025		
	Exc Award (06/30/2016, 06/30/2023)															
23006	TONGALA	08/24/1972	Active	31	0	2	-6.06%	33	1	0	Y		N	07/2025		
	Exc Award (06/30/2024)															
33576	TUNGAMAH & DISTRICT L C	03/24/1977	Active	25	0	1	-3.85%	25	12	0	Y		N	07/2025		
	Exc Award (06/30/2018, 06/30/2019, 06/30/2022, 06/30/2023)															
23007	UPPER KIEWA VALLEY	10/26/1963	Active	16	2	0	14.29%	15		0	Y	2	R	07/2025		
34472	WALLA WALLA	09/09/1977	Active	9	0	0	0.00%	9		5	Y	2	N	07/2025		
	Exc Award (06/30/2018)															
46518	WALWA JINGELLIC	08/05/1986	Active	11	0	0	0.00%	10		1	Y	3	N	07/2025		
	Exc Award (06/30/2018)															
23009	WANGARATTA	11/23/1955	Active	39	0	0	0.00%	35		3	Y		N	06/2025		
	Exc Award (06/30/2023)															
23011	WODONGA	06/08/1965	Active	34	0	0	0.00%	31		0	Y		N	07/2025		\$392.12
	Exc Award (06/30/2016, 06/30/2018)															
30978	YACKANDANDAH	06/24/1975	Active	18	1	0	5.88%	20		0	Y		N	05/2025		
23013	YARRAWONGA	09/14/1964	Active	25	0	0	0.00%	26		0	Y		N	07/2025		
	Exc Award (06/30/2016, 06/30/2019, 06/30/2024)															



Club Health Assessment for District 201V6 through July 2025

<div>Club NumberClub NameCharter Date</div>						Status		Membership					Reports				Finance		LCIF
						Times in Status Quo in Past 2 Years	Current Member Count **	YTD Members Added	YTD Members Dropped	YTD Net Growth***	Member Count 1 Year Ago	Dropped Members Avg.Length of Service	Months Since Membership Update	Current Officers Reported ****	Current President Repeated Term	VP Reported *****	Last Date Reported Service (mm/yyyy)	Account Balance	YTD Donations
Current Total Clubs Count	YTD New Clubs Count	YTD Cancelled Clubs Count	YTD Net Club Gain	Current Total Members Count	YTD Add	YTD Drop	YTD Net Growth	Member Count 12 Months Ago	Average Member Count Per Club	% of Clubs with less than 20 members	% No Officer Report in 12 Months	% of Clubs with balance 90+ days	Number of Clubs in Status Quo	% Status Quo Clubs in Financial Suspension	Number of Cancelled Clubs	Average Cancelled Club Age	Members Lost Due to Cancellation	% of Clubs Cancelled for Non-Financial Reasons	
55	0	0	0	980	8	14	-6	-0.61%	1,041	18	65%	4%	2%	0	0%	0	0	0	

* - P - Priority Club. Cancellation Reasons: 1-Objectives/conduct, 2-Non-active club, 5-Non-existing club, 6-Disbanding, 7-Merger, 8-Financial Suspension, 9-District/Multiple District Dues.

** Red denotes below 15 active members.

*** Red denotes 20% + loss.

**** Y - all 3 (President, Secretary, Treasurer) club officers reported, N - not all 3 reported.

***** Abbreviation: N-New, IP-Immediate Past, R-Repeat.




Club Health Assessment for District 201V14 through July 2025

			Status	Membership					Reports					Finance	LCIF		
Club Number	Club Name	Charter Date	Times in Status Quo in Past 2 Years	Current Member Count **	YTD Members Added	YTD Members Dropped	YTD Net Growth% ***	Member Count 1 Year Ago	Dropped Members Avg.Length of Service	Months Since Membership Update	Current Officers Reported ****	Current President Repeated Term	VP Reported *****	Last Date Reported Service (mm/yyyy)	Account Balance	YTD Donations	
Clubs less than two years old																	
186999	Melbourne Sino-Scholars	07/21/2025	Newly Chartered	21	21	0	100.00%	0		0	Y		N				
Clubs more than two years old																	
122477	Alfredton Lucas	06/17/2014	Active	13	0	0	0.00%	10		1	Y	2		06/2025	90+ Days		
22515	BACCHUS MARSH	07/12/1972	Active	41	0	0	0.00%	45		0	N	None	R	07/2025			
22516	BALLAN	04/14/1972	Active	8	0	0	0.00%	8		4	Y	6		07/2025			
22517	BALLARAT	10/29/1960	Active	18	0	0	0.00%	20		5	N	None		03/2025			
22865	BENDIGO	01/16/1956	Active	20	0	0	0.00%	17		1	Y	4	N	06/2025			
22867	BEULAH	07/11/1973	Active	13	0	0	0.00%	16		3	Y	8	R	04/2025			
22868	BIRCHIP	09/09/1958	Active	8	0	0	0.00%	8		4	Y	2		05/2025			
38195	BRIM	03/19/1980	Active	9	0	0	0.00%	12		3	N	4	N	04/2020			
22869	BROADMEADOWS	05/22/1962	Active	1	0	0	0.00%	3		4	N	5		12/2024			
44569	BROWN HILL & DISTRICT	01/08/1985	Active	7	0	0	0.00%	16		1	N	None		12/2024			
22870	BRUNSWICK	09/20/1961	Active	9	0	0	0.00%	8		11	Y	2	N	05/2025			
31200	BUNINYONG MT HELEN	09/24/1975	Active(1)	26	0	0	0.00%	21		4	Y	2		06/2025			
40538	CARISBROOK	11/17/1981	Active	28	0	0	0.00%	30		1	Y	8	N	06/2025			
100428	CAROLINE SPRINGS AND DISTRICT	11/20/2007	Active	5	0	0	0.00%	5		1	Y	5		06/2025			
22871	CASTLEMAINE DISTRICT L C	12/14/1971	Active	16	0	0	0.00%	25		1	Y		IP	07/2025			
Exc Award (06/30/2024)																	
33240	CHARLTON	01/13/1977	Active	20	1	0	5.26%	21		0	Y			07/2025			
Exc Award (06/30/2020, 06/30/2021)																	
22872	COBURG	08/15/1959	Active	2	0	0	0.00%	2		12	Y	10		07/2025			
22877	CRESWICK	11/20/1973	Active	12	0	0	0.00%	13		4	Y	6	N	05/2025			
40539	DIGGERS REST	11/02/1981	Active	13	0	0	0.00%	14		5	Y			06/2025			
22875	DONALD	08/31/1957	Active	21	0	0	0.00%	21		0	Y	2		07/2025			
31483	EAGLEHAWK	12/03/1975	Active	11	0	0	0.00%	11		2	Y	3	N	04/2024			
22524	ESSENDON	03/18/1953	Active	15	0	0	0.00%	14		0	Y	3		06/2025			



Club Health Assessment for District 201V14 through July 2025

			Status	Membership					Reports					Finance	LCIF	
Club Number	Club Name	Charter Date	Times in Status Quo in Past 2 Years	Current Member Count **	YTD Members Added	YTD Members Dropped	YTD Net Growth% ***	Member Count 1 Year Ago	Dropped Members Avg.Length of Service	Months Since Membership Update	Current Officers Reported ****	Current President Repeated Term	VP Reported *****	Last Date Reported Service (mm/yyyy)	Account Balance	YTD Donations
122114	Gisborne and District	05/09/2014	Active	16	0	0	0.00%	13		3	Y	3	N	06/2025		\$326.77
30287	GLENROY	02/28/1975	Active	13	0	0	0.00%	15		2	Y		N	07/2025		
44311	HADDON & DIST	10/03/1984	Active	17	0	0	0.00%	17		1	Y		R	06/2025		
44084	HARCOURT & DISTRICT L C	06/06/1984	Active	11	0	0	0.00%	8		3	Y	3	R	05/2025		
22884	HEATHCOTE	03/25/1971	Active	11	2	0	22.22%	9		0	Y	2		07/2025		
52652	HEIDELBERG WARRINGAL	03/10/1992	Active	11	0	0	0.00%	9		1	Y	2		07/2025		
47684	HUNTLY & EPSOM	08/03/1987	Active	10	0	0	0.00%	11		4	Y	6		07/2025		
22885	INGLEWOOD	09/06/1965	Active	13	0	0	0.00%	13		1	Y		R	07/2025		
32827	KANGAROO FLAT	10/11/1976	Active	3	0	0	0.00%	3		7	Y	9		02/2025		
22889	KYNETON	08/17/1953	Active	13	1	0	8.33%	14		2	Y	2		03/2025		
36605	LAKE BOGA	02/08/1979	Active(1)	8	0	0	0.00%	11		1	Y			04/2025		
22890	LANCEFIELD ROMSEY	08/16/1973	Active	15	0	0	0.00%	13		4	Y	2		07/2025		
48942	MAIDEN GULLY-MARONG	10/12/1988	Active(1)	25	0	0	0.00%	26		1	Y		N	07/2025		
29656	MALDON	07/18/1974	Active	15	0	0	0.00%	15		4	Y		N	06/2025		
22892	MARYBOROUGH	07/01/1970	Active	10	0	0	0.00%	13		4	Y	2		07/2025		
134632	Melbourne Ausina	04/30/2018	Active	14	0	0	0.00%	16		1	Y	2	R	06/2025		
61177	MELBOURNE CHINESE	10/13/1998	Active	82	0	0	0.00%	77		0	Y		N	06/2025		
Exc Award (06/01/2024, 06/30/2020, 06/30/2022, 06/30/2023)																
125232	Melbourne City-Southbank	06/18/2015	Active	7	0	0	0.00%	7		14	Y	4		04/2025		
139390	Melbourne Great Ocean	09/12/2019	Active(1)	24	0	0	0.00%	25		0	Y			06/2025		
22363	MELBOURNE HOST	03/19/1952	Active	12	0	0	0.00%	12		0	Y		N	06/2025		
22364	MELBOURNE MARKETS INC	05/17/1972	Active(1)	10	0	0	0.00%	12		10	N	5		02/2025		
130151	Melbourne Next Gen	03/03/2017	Active	19	2	0	11.76%	19		0	Y			06/2025		
Exc Award (06/30/2020, 06/30/2022)																
126005	Melbourne Sino Innovation Inc	10/22/2015	Active(1)	29	0	0	0.00%	42		1	Y		N	07/2024	90+ Days	
Exc Award (06/30/2018)																
22539	MELTON	12/17/1968	Active	8	0	0	0.00%	11		1	Y	2	R	11/2024		
33110	MOUNT BOLTON & DISTRICT L C	12/21/1976	Active	24	0	1	-4.00%	21	2	0	Y	4		06/2025		\$629.00




Club Health Assessment for District 201V14 through July 2025

			Status	Membership						Reports				Finance	LCIF	
Club Number	Club Name	Charter Date	Times in Status Quo in Past 2 Years	Current Member Count **	YTD Members Added	YTD Members Dropped	YTD Net Growth% ***	Member Count 1 Year Ago	Dropped Members Avg.Length of Service	Months Since Membership Update	Current Officers Reported ****	Current President Repeated Term	VP Reported *****	Last Date Reported Service (mm/yyyy)	Account Balance	YTD Donations
22893	NORTHCOTE	08/16/1962	Active	16	0	0	0.00%	20		1	Y		N	07/2025	90+ Days	
37971	NYAH DISTRICT L C	01/31/1980	Active	13	1	1	0.00%	12	32	0	Y	3	N	07/2025		
22895	OUYEN	11/21/1968	Active	12	1	0	9.09%	10		0	Y			06/2025		
22546	RAINBOW	06/24/1970	Active	16	0	2	-11.11%	18	19	0	Y	3	N	06/2025		
22901	RESERVOIR	07/07/1971	Active	5	0	0	0.00%	4		1	Y	9		05/2025		
33242	RIDDELLS CREEK	01/13/1977	Active	12	0	0	0.00%	12		10	Y	16		07/2025		
35623	ROBINVALE & DISTRICT L C	05/17/1978	Active(1)	9	0	0	0.00%	9		3	N	None		05/2022		
22905	SEA LAKE	03/13/1961	Active	7	0	0	0.00%	7		3	Y	16		06/2025		
22548	SEBASTOPOL & DISTRICT	05/09/1972	Active	21	0	0	0.00%	23		1	Y	2	N	06/2025		
Exc Award (06/30/2022, 06/30/2024)																
36606	SPEED	02/16/1979	Active	24	0	0	0.00%	26		1	Y	2	N	06/2025	90+ Days	
22904	ST ARNAUD	12/27/1971	Active	20	0	0	0.00%	20		0	Y	2		06/2025		
66461	STATE PARLIAMENT VICTORIA	06/28/2002	Active	19	0	0	0.00%	18		0	Y		N	06/2025		
32249	STRATHFIELDSAYE	05/18/1976	Active	22	5	0	29.41%	14		0	Y		N	06/2025		
Exc Award (06/30/2018)																
64954	SUNBURY	01/24/2002	P- Active	0	0	0	0.00%	0		25	N	None		12/2022		
22908	SWAN HILL	11/04/1964	Active	13	0	0	0.00%	10		2	Y	3		07/2025		
108750	TAYLORS LAKES	06/22/2010	Active	28	4	1	12.00%	24	1	0	Y		N	07/2025		
Exc Award (06/30/2021)																
44218	TRENTHAM	08/31/1984	Active	21	0	2	-8.70%	23	16	0	Y		N	07/2025		
40168	ULTIMA	06/30/1981	Active	8	0	0	0.00%	9		4	Y		IP	06/2025	90+ Days	\$964.22
122027	Victoria Quilters	04/28/2014	Active	13	0	0	0.00%	14		4	Y	2	N	06/2025		
22910	WARRACKNABEAL	12/10/1964	Active	23	0	0	0.00%	21		4	Y		N	06/2025		
35624	WEDDERBURN	05/10/1978	Active	26	0	0	0.00%	27		1	Y			07/2025		
22555	WENDOUREE	10/21/1970	Active	3	0	0	0.00%	3		3	Y	5		05/2023		
22911	WOODEND	08/15/1972	Active	9	0	0	0.00%	8		4	Y	13		07/2025		
22912	WOOMELANG	04/30/1969	Active	21	0	1	-4.55%	22	56	0	Y	5		06/2025		
22913	WYCHEPROOF	10/01/1962	Active	26	0	0	0.00%	25		0	Y			06/2025		



Club Health Assessment for District 201V14 through July 2025

<div></div>						Status		Membership					Reports				Finance		LCIF
						Times in Status Quo in Past 2 Years		Current Member Count **	YTD Members Added	YTD Members Dropped	YTD Net Growth***	Member Count 1 Year Ago	Dropped Members Avg.Length of Service	Months Since Membership Update	Current Officers Reported ****	Current President Repeated Term	VP Reported *****	Last Date Reported Service (mm/yyyy)	Account Balance
Club Number	Club Name		Charter Date																
Current Total Clubs Count	YTD New Clubs Count	YTD Cancelled Clubs Count	YTD Net Club Gain	Current Total Members Count	YTD Add	YTD Drop	YTD Net Growth	Member Count 12 Months Ago	Average Member Count Per Club	% of Clubs with less than 20 members	% No Officer Report in 12 Months	% of Clubs with balance 90+ days	Number of Clubs in Status Quo	% Status Quo Clubs in Financial Suspension	Number of Cancelled Clubs	Average Cancelled Club Age	Members Lost Due to Cancellation	% of Clubs Cancelled for Non-Financial Reasons	
73	1	0	1	1,144	38	8	30	2.69%	1,151	16	70%	1%	5%	0	0%	0	0	0%	

* - P - Priority Club. Cancellation Reasons: 1-Objectives/conduct, 2-Non-active club, 5-Non-existing club, 6-Disbanding, 7-Merger, 8-Financial Suspension, 9-District/Multiple District Dues.

** Red denotes below 15 active members.

*** Red denotes 20% + loss.

**** Y - all 3 (President, Secretary, Treasurer) club officers reported, N - not all 3 reported.

***** Abbreviation: N-New, IP-Immediate Past, R-Repeat.



Club Health Assessment for District 201WA through July 2025

			Status	Membership						Reports				Finance	LCIF	
Club Number	Club Name	Charter Date	Times in Status Quo in Past 2 Years	Current Member Count **	YTD Members Added	YTD Members Dropped	YTD Net Growth% ***	Member Count 1 Year Ago	Dropped Members Avg.Length of Service	Months Since Membership Update	Current Officers Reported ****	Current President Repeated Term	VP Reported *****	Last Date Reported Service (mm/yyyy)	Account Balance	YTD Donations
Clubs less than two years old																
157229	Western Australia Lions Diabetes	02/12/2024	Active	24	0	3	-11.11%	25	1	0	Y	3	R	07/2025		
Clubs more than two years old																
22914	ALBANY	01/28/1965	Active	12	0	0	0.00%	11		2	Y	2	R	01/2025		
28062	ALBANY SOUTH COAST	02/14/1974	Active	17	0	0	0.00%	18		2	Y	4	R	02/2025		
22916	ARMADALE KELMSCOTT	08/09/1971	Active	25	0	0	0.00%	20		0	Y			07/2025		
117214	ATWELL	06/20/2012	Active	18	0	0	0.00%	20		1	Y	2	R	05/2025		\$32.68
58511	AUSTRALIND	06/27/1996	Active	22	0	0	0.00%	27		1	Y		N	07/2025		
	Exc Award (06/30/2017)															
43651	BALDIVIS	03/09/1984	Active	17	0	0	0.00%	16		1	Y	2	N	07/2025		\$26.14
	Exc Award (06/30/2017)															
49355	BALLAJURA	03/31/1989	Active	17	0	0	0.00%	17		0	Y	4	R	08/2024		\$359.45
	Exc Award (06/30/2017, 06/30/2018)															
51957	BASSENDEAN	08/13/1991	Active	8	0	0	0.00%	9		4	N	3	N	12/2024		
33887	BENCUBBIN & DISTRICTS L C	05/05/1977	Active	7	0	0	0.00%	7		0	Y	3	R	01/2025		
31577	BODDINGTON	01/16/1976	Active	27	0	0	0.00%	28		5	Y	9		07/2025		
22919	BOORAGOON	05/11/1973	Active	22	0	0	0.00%	26		0	Y	2	N	03/2025		
	Exc Award (06/30/2022, 06/30/2023)															
22920	BOYANUP INC	03/06/1973	Active	11	0	2	-15.38%	15	10	0	Y	2		04/2025		
40203	BOYUP BROOK	06/30/1981	Active	10	0	0	0.00%	8		1	Y	6		12/2024		
38702	BRIDGETOWN	06/30/1980	Active	13	0	0	0.00%	11		2	Y			03/2022		
22723	BROOME	12/27/1971	Active	21	0	0	0.00%	25		0	Y	3		07/2025		
22922	BRUNSWICK JUNCTION	04/07/1970	Active	30	0	0	0.00%	30		3	Y	2	N	07/2025		
22923	BULL CREEK L C	05/27/1970	Active	12	0	0	0.00%	11		4	Y	2	R	07/2025		
22926	BUSSELTON	05/31/1966	Active	56	0	0	0.00%	56		1	Y		R	07/2025		
	Exc Award (06/30/2016, 06/30/2017, 06/30/2019, 06/30/2020)															
33889	CANNING CITY INC	05/18/1977	Active	25	0	0	0.00%	24		1	Y		N	07/2025		
55309	CARNAMAH	02/14/1994	Active	5	0	0	0.00%	5		12	Y	2		07/2021		




Club Health Assessment for District 201WA through July 2025

			Status	Membership						Reports				Finance	LCIF	
Club Number	Club Name	Charter Date	Times in Status Quo in Past 2 Years	Current Member Count **	YTD Members Added	YTD Members Dropped	YTD Net Growth% ***	Member Count 1 Year Ago	Dropped Members Avg.Length of Service	Months Since Membership Update	Current Officers Reported ****	Current President Repeated Term	VP Reported *****	Last Date Reported Service (mm/yyyy)	Account Balance	YTD Donations
22724	CARNARVON	10/29/1965	Active	12	0	0	0.00%	11		3	Y			01/2025		
22758	CITY OF PERTH HOST LC	09/22/1962	Active	9	0	0	0.00%	11		2	Y			12/2024		
45179	CLAREMONT NEDLANDS	06/27/1985	Active	19	0	0	0.00%	19		11	Y			07/2024		
22929	COLLIE	05/09/1966	Active	27	0	0	0.00%	31		0	Y			03/2025		
44764	COWARAMUP	03/28/1985	Active	30	3	0	11.11%	25		0	Y			07/2025		
43787	CUNDERDIN	04/09/1984	Active	17	0	0	0.00%	19		3	Y	2		01/2025		
47026	DALWALLINU & DIST	03/09/1987	Active	6	0	0	0.00%	7		1	Y			12/2022		
22930	DARDANUP	12/29/1971	Active	31	0	0	0.00%	31		2	Y	2	N	07/2025		
22931	DENMARK	11/26/1973	Active	13	0	2	-13.33%	15	27	0	Y			07/2025		
43529	DONGARA DENISON	02/10/1984	Active	24	0	0	0.00%	20		1	Y	4	N	06/2025		
41050	DONNYBROOK	03/18/1982	Active	10	0	0	0.00%	12		4	Y	2		05/2021		
Exc Award (06/30/2017)																
29595	DUNCRAIG	06/07/1974	Active	28	0	0	0.00%	31		0	N			07/2025		
Exc Award (06/30/2018, 06/30/2019)																
38496	DUNSBOROUGH	05/20/1980	Active	30	0	0	0.00%	27		3	Y		N	06/2025		\$1,307.10
29317	EATON	05/03/1974	Active	20	0	0	0.00%	21		6	Y	2		08/2024		
65266	ELLENBROOK	04/23/2002	Active	14	0	0	0.00%	14		1	Y	2	N	07/2025		
22932	ESPERANCE	04/23/1968	Active	17	0	0	0.00%	15		1	Y	2	N	07/2025		
101638	FALCON INC	03/31/2008	Active	36	2	1	2.86%	34	17	0	Y		R	07/2025		
22750	FLOREAT	08/03/1965	Active	21	0	0	0.00%	20		1	Y	2		03/2024	90+ Days	\$653.55
22934	FREMANTLE	02/21/1964	Active	14	0	0	0.00%	13		4	Y	2	R	12/2024		
22933	FREMANTLE EAST FREMANTLE	04/28/1972	Active	9	0	0	0.00%	8		2	Y	14	R	11/2024		
22731	GERALDTON	12/08/1965	Active	9	0	0	0.00%	9		26	N	None		02/2021		
31873	GINGIN CHITTERING	03/18/1976	Active	13	0	0	0.00%	12		2	Y	2		07/2025		
38819	GIRRAWHEEN L C	07/07/1980	Active	21	3	0	16.67%	18		0	Y	2	R	08/2024		
22927	GOSNELLS	07/16/1969	Active	23	1	0	4.55%	28		0	Y		N	07/2025		
102028	HANNANS GOLDFIELDS	05/23/2008	Active	10	0	0	0.00%	11		4	Y	4		05/2025		
144465	Harrisdale Piara Waters	04/19/2021	Active	11	0	0	0.00%	12		1	N	5		06/2025		



Club Health Assessment for District 201WA through July 2025

			Status	Membership						Reports					Finance	LCIF
Club Number	Club Name	Charter Date	Times in Status Quo in Past 2 Years	Current Member Count **	YTD Members Added	YTD Members Dropped	YTD Net Growth***	Member Count 1 Year Ago	Dropped Members Avg.Length of Service	Months Since Membership Update	Current Officers Reported ****	Current President Repeated Term	VP Reported *****	Last Date Reported Service (mm/yyyy)	Account Balance	YTD Donations
40540	HARVEY	11/17/1981	Active	20	0	1	-4.76%	21	4	0	Y		IP	12/2024	90+ Days	
35415	HYDEN	04/12/1978	Active	13	0	0	0.00%	14		4	Y	2		03/2021		
61934	JANDAKOT LAKES	05/17/1999	Active(1)	4	0	0	0.00%	0		11	N	None		12/2022		
35625	JERRAMUNGUP	05/26/1978	Active	15	0	0	0.00%	15		12	Y	8		07/2024		
22935	KALAMUNDA	05/21/1968	Active	13	0	0	0.00%	17		4	Y	3		04/2024		
22735	KALGOORLIE	06/01/1967	Active	6	0	0	0.00%	9		0	Y			03/2024		
22936	KATANNING	03/12/1973	Active	14	0	0	0.00%	13		5	Y		IP	07/2025		
50959	KINGSLEY-WOODVALE	09/25/1990	Active	19	0	0	0.00%	19		0	Y	5	R	05/2025		
36746	KOJONUP	03/08/1979	Active	21	0	0	0.00%	23		2	Y			05/2025		
22938	KONDININ	09/13/1973	Active	8	0	0	0.00%	7		3	Y	4		03/2025		
22939	KULIN	12/05/1972	Active	12	0	0	0.00%	12		15	Y	4		09/2018		
22940	KWINANA	03/28/1968	Active	17	2	0	13.33%	14		0	Y	2	N	01/2025	90+ Days	
Exc Award (06/30/2018)																
22941	LAKE GRACE	11/13/1969	Active	11	0	0	0.00%	11		1	Y	4		06/2024		
95278	LANCELIN AND DISTRICTS	01/30/2006	Active	10	0	0	0.00%	10		4	Y	4	N	09/2023		
41839	LEEMING & DIST	09/23/1982	Active	11	0	0	0.00%	12		4	Y	2	N	07/2025		
22942	LEEWIN	10/12/1971	Active	31	0	0	0.00%	36		0	Y			11/2020		
22943	MANDURAH	06/07/1971	Active	46	3	1	4.55%	48	1	0	Y			06/2025		
Exc Award (06/30/2024)																
22944	MANJIMUP	05/05/1968	Active	13	3	0	30.00%	8		0	Y		N	07/2025		
99495	MARGARET RIVER	05/30/2007	Active	28	0	0	0.00%	26		1	N	2		04/2024		
Exc Award (06/30/2023)																
59621	MOORA	05/15/1997	Active	22	0	0	0.00%	22		3	Y	2		03/2025	90+ Days	
22948	MT BARKER	12/11/1969	Active(1)	27	0	0	0.00%	25		4	Y	2	N	03/2024		
42210	NANNUP	01/21/1983	Active	13	0	0	0.00%	14		6	Y	4		07/2022		
36403	NAREMBEEN	12/29/1978	Active	12	0	0	0.00%	7		1	Y	2	R			
22950	NARROGIN	06/13/1968	Active	33	0	0	0.00%	37		3	Y			06/2025		
22745	NEWMAN	10/05/1971	Active(1)	7	0	0	0.00%	5		2	Y	12		08/2024		
40668	NORANDA	12/01/1981	Active	21	2	1	5.00%	18	2	0	Y		N	12/2024		



Club Health Assessment for District 201WA through July 2025

			Status	Membership						Reports				Finance	LCIF	
Club Number	Club Name	Charter Date	Times in Status Quo in Past 2 Years	Current Member Count **	YTD Members Added	YTD Members Dropped	YTD Net Growth% ***	Member Count 1 Year Ago	Dropped Members Avg.Length of Service	Months Since Membership Update	Current Officers Reported ****	Current President Repeated Term	VP Reported *****	Last Date Reported Service (mm/yyyy)	Account Balance	YTD Donations
107810	NORTH BEACH	03/26/2010	Active	24	0	0	0.00%	20		1	Y	3	R	06/2025		
22951	NORTHAM	05/21/1968	Active	34	1	1	0.00%	31	21	0	Y		R	07/2025		
	Exc Award (06/30/2016)															
22747	NORTHAMPTON	08/20/1970	Active	22	0	0	0.00%	23		2	Y			01/2021		
41840	PINGRUP	09/27/1982	Active	12	0	0	0.00%	12		37	N	None				
22952	PINJARRA	01/03/1974	Active	19	0	0	0.00%	18		1	Y	3	N	07/2025		
60305	PORT KENNEDY	01/20/1998	Active	14	0	0	0.00%	18		1	Y		IP	07/2025		
	Exc Award (06/30/2018, 06/30/2019)															
22954	ROCKINGHAM	03/23/1967	Active	21	0	0	0.00%	24		1	Y	3	N	07/2025		
31486	SERPENTINE-JARRAHDALE	12/15/1975	Active	13	0	0	0.00%	15		6	Y	3	N	01/2025		
22955	SOUTH PERTH	10/26/1965	Active	20	0	1	-4.76%	19	17	0	Y	3	R	12/2024		\$196.06
22756	STIRLING	03/23/1971	Active	16	0	0	0.00%	16		7	Y			07/2025		
	Exc Award (06/30/2018)															
35089	TAMBELLUP	02/02/1978	Active	16	0	0	0.00%	14		4	Y			03/2025		
22759	THREE SPRINGS	01/09/1973	Active	9	0	0	0.00%	9		8	Y	4		06/2019		
32747	TOODYAY	09/14/1976	Active	16	1	0	6.67%	14		0	Y			04/2024	90+ Days	
140866	Vasse	02/28/2020	Active	30	1	1	0.00%	32	3	0	Y	4	R	08/2024		
	Exc Award (06/30/2022)															
22958	VICTORIA PARK	04/17/1963	Active	24	0	0	0.00%	23		0	Y	4		01/2024		\$326.77
22959	WAGIN	05/03/1966	Active	16	0	0	0.00%	16		16	Y	3		01/2022		
37264	WANDERING	06/14/1979	Active	21	1	0	5.00%	22		0	Y	2	N	04/2025		
22761	WANNEROO	05/03/1971	Active	17	0	0	0.00%	13		3	Y			07/2023		
22960	WAROONA	03/18/1969	Active	21	0	0	0.00%	26		1	Y	3	N	03/2025		
	Exc Award (06/30/2017, 06/30/2018)															
153745	Western Australia Multicultural	03/02/2023	Active	29	2	0	7.41%	34		0	Y	4	R	06/2025		
37709	WHITFORD	11/21/1979	Active	12	0	0	0.00%	11		1	Y		R	08/2024	90+ Days	



Club Health Assessment for District 201WA through July 2025

						Status		Membership					Reports				Finance		LCIF
						Times in Status Quo in Past 2 Years		Current Member Count **	YTD Members Added	YTD Members Dropped	YTD Net Growth***	Member Count 1 Year Ago	Dropped Members Avg.Length of Service	Months Since Membership Update	Current Officers Reported ****	Current President Repeated Term	VP Reported *****	Last Date Reported Service (mm/yyyy)	Account Balance
Club Number	Club Name		Charter Date																
Current Total Clubs Count	YTD New Clubs Count	YTD Cancelled Clubs Count	YTD Net Club Gain	Current Total Members Count	YTD Add	YTD Drop	YTD Net Growth	Member Count 12 Months Ago	Average Member Count Per Club	% of Clubs with less than 20 members	% No Officer Report in 12 Months	% of Clubs with balance 90+ days	Number of Clubs in Status Quo	% Status Quo Clubs in Financial Suspension	Number of Cancelled Clubs	Average Cancelled Club Age	Members Lost Due to Cancellation	% of Clubs Cancelled for Non-Financial Reasons	
94	0	0	0	1,726	25	14	11	0.64%	1,736	18	59%	3%	6%	0	0%	0	0	0	0%

* - P - Priority Club. Cancellation Reasons: 1-Objectives/conduct, 2-Non-active club, 5-Non-existing club, 6-Disbanding, 7-Merger, 8-Financial Suspension, 9-District/Multiple District Dues.

** Red denotes below 15 active members.

*** Red denotes 20% + loss.

**** Y - all 3 (President, Secretary, Treasurer) club officers reported, N - not all 3 reported.

***** Abbreviation: N-New, IP-Immediate Past, R-Repeat.



Club Health Assessment for District 202 D through July 2025

			Status	Membership					Reports				Finance	LCIF		
Club Number	Club Name	Charter Date	Times in Status Quo in Past 2 Years	Current Member Count **	YTD Members Added	YTD Members Dropped	YTD Net Growth% ***	Member Count 1 Year Ago	Dropped Members Avg.Length of Service	Months Since Membership Update	Current Officers Reported ****	Current President Repeated Term	VP Reported *****	Last Date Reported Service (mm/yyyy)	Account Balance	YTD Donations
Clubs less than two years old																
182564	Hawera	06/03/2025	Newly Chartered	21	0	0	0.00%	0		0	Y	2	N	07/2025		
156492	Palmerston North Clearview Park Exc Award (06/30/2024)	11/02/2023	Active	24	0	0	0.00%	25		2	Y		N	07/2025		
Clubs more than two years old																
23244	ASHHURST POHANGINA	10/26/1971	Active	22	0	0	0.00%	23		1	Y	6		10/2019	90+ Days	
23245	BELL BLOCK AND DISTRICTS Exc Award (06/30/2016)	05/17/1972	Active	19	0	3	-13.64%	23	14	0	Y		N	05/2025		\$298.09
31079	COLYTON-BUNNYTHORPE Exc Award (06/30/2016, 06/30/2017, 06/30/2018)	07/10/1975	Active	39	0	0	0.00%	40		0	Y			06/2024		
23247	ELTHAM Exc Award (06/30/2016, 06/30/2017, 06/30/2022, 06/30/2023)	10/13/1970	Active	42	3	0	7.69%	41		0	Y		N	07/2025		
23248	FEILDING	12/14/1961	Active	36	2	0	5.88%	37		0	Y			02/2023		
34474	FEILDING MANCHESTER	09/20/1977	Active	25	0	0	0.00%	32		1	Y	2		06/2025		
23249	FOXTON Exc Award (06/30/2017)	12/16/1965	Active	13	1	0	8.33%	12		0	Y		R	04/2025		
53041	FOXTON TE AWAHOU	05/01/1992	Active	18	1	0	5.88%	19		0	Y	2	R	07/2025		
52903	HAWERA MT VIEW	04/21/1992	Active	28	1	0	3.70%	27		1	Y		N	02/2025		
23251	HUNTERVILLE	05/15/1967	Active	32	0	1	-3.03%	33	33	0	Y			06/2024		
23252	INGLEWOOD Exc Award (06/30/2018, 06/30/2023, 06/30/2024)	05/02/1967	Active	36	3	0	9.09%	35		0	Y		N	03/2024		
23253	KAIRANGA Exc Award (06/30/2017, 06/30/2018, 06/30/2024)	06/15/1973	Active	42	0	0	0.00%	41		0	Y		N	07/2025		
23255	KAPONGA Exc Award (06/30/2018, 06/30/2023)	03/29/1972	Active	33	0	1	-2.94%	33	48	0	Y		N	07/2025		\$200.00
23259	MARTON	03/24/1964	Active	24	0	2	-7.69%	22	16	0	Y	2		05/2025		
141620	New Plymouth Central	06/20/2020	Active	32	1	0	3.23%	29		0	Y			06/2025		




Club Health Assessment for District 202 D through July 2025

			Status	Membership					Reports				Finance	LCIF		
Club Number	Club Name	Charter Date	Times in Status Quo in Past 2 Years	Current Member Count **	YTD Members Added	YTD Members Dropped	YTD Net Growth% ***	Member Count 1 Year Ago	Dropped Members Avg.Length of Service	Months Since Membership Update	Current Officers Reported ****	Current President Repeated Term	VP Reported *****	Last Date Reported Service (mm/yyyy)	Account Balance	YTD Donations
Exc Award (06/30/2021, 06/30/2022, 06/30/2023)			Active	41	0	0	0.00%	35		0	Y			07/2025		
41211	NEW PLYMOUTH PAKEKE	04/02/1982														
Exc Award (06/30/2021)			Active	33	1	0	3.13%	36		0	Y	2	N	06/2025		
36405	NORMANBY & DISTRICTS L C	12/20/1978														
Exc Award (06/30/2016, 06/30/2017, 06/30/2022, 06/30/2023)			Active	18	0	0	0.00%	17		4	Y	3		07/2025		
23263	OKATO	05/10/1970														
			Active	48	0	0	0.00%	53		1	Y		N	03/2025		
23264	OPUNAKE	10/10/1968														
Exc Award (06/30/2020, 06/30/2024)			Active	10	0	0	0.00%	14		5	Y			02/2025		
52904	OPUNAKE LAKESIDE	04/20/1992														
			Active	22	2	0	10.00%	22		0	Y		N	07/2025		
31171	PALMERSTON NORTH FITZHERBERT	09/08/1975														
Exc Award (06/30/2024)			Active	35	0	1	-2.78%	42	1	1	Y			07/2025		\$213.43
53495	PALMERSTON NORTH HEARTLAND	07/01/1992														
Exc Award (06/30/2016, 06/30/2019, 06/30/2020)			Active	54	0	0	0.00%	50		1	Y		N	07/2025		
23269	PALMERSTON NORTH MID DISTRICT	10/22/1968														
Exc Award (06/30/2020)			Active	17	2	0	13.33%	18		0	Y	2		07/2025		
48732	PALMERSTON NORTH PAPAIOEA ROSE CITY	06/22/1988														
Exc Award (06/30/2020)			Active	9	0	0	0.00%	11		2	Y			07/2025		
23270	PATEA	09/30/1969														
			Active	47	0	0	0.00%	45		1	Y		N	06/2025		
23273	RONGOTEA & DISTRICT	07/03/1968														
Exc Award (06/30/2016)			Active	19	4	1	18.75%	16	1	0	Y			07/2025		\$605.92
23274	RUAPEHU LIONS CLUB	08/18/1965														
			Active	48	0	0	0.00%	44		2	Y	2	N	07/2025		\$596.18
23276	STRATFORD	11/29/1962														
Exc Award (06/30/2022, 06/30/2023, 06/30/2024)			Active	37	0	0	0.00%	38		1	Y		N	04/2025		
34690	TOKO & DISTRICTS L C	11/29/1977														
Exc Award (06/30/2019, 06/30/2023)			P- Active	2	0	1	-33.33%	13	9	1	N	None		03/2025		
23282	WAITARA	12/07/1966														
Exc Award (06/30/2016)			Active	21	0	0	0.00%	21		7	Y	4		05/2024		
23283	WANGANUI L C	08/22/1961														



Club Health Assessment for District 202 D through July 2025



						Status		Membership					Reports				Finance		LCIF
Club Number	Club Name	Charter Date			Times in Status Quo in Past 2 Years		Current Member Count **	YTD Members Added	YTD Members Dropped	YTD Net Growth% ***	Member Count 1 Year Ago	Dropped Members Avg.Length of Service	Months Since Membership Update	Current Officers Reported ****	Current President Repeated Term	VP Reported *****	Last Date Reported Service (mm/yyyy)	Account Balance	YTD Donations
23285	WAVERLEY	04/06/1967				Active	20	0	0	0.00%	27		1	Y			11/2023		

Current Total Clubs Count	YTD New Clubs Count	YTD Cancelled Clubs Count	YTD Net Club Gain	Current Total Members Count	YTD Add	YTD Drop	YTD Net Growth	YTD Net Growth %	Member Count 12 Months Ago	Average Member Count Per Club	% of Clubs with less than 20 members	% No Officer Report in 12 Months	% of Clubs with balance 90+ days	Number of Clubs in Status Quo	% Status Quo Clubs in Financial Suspension	Number of Cancelled Clubs	Average Cancelled Club Age	Members Lost Due to Cancellation	% of Clubs Cancelled for Non-Financial Reasons
34	0	0	0	967	21	10	11	1.15%	974	28	26%	0%	3%	0	0%	0	0	0	0%

* - P - Priority Club. Cancellation Reasons: 1-Objectives/conduct, 2-Non-active club, 5-Non-existing club, 6-Disbanding, 7-Merger, 8-Financial Suspension, 9-District/Multiple District Dues.

** Red denotes below 15 active members.

*** Red denotes 20% + loss.

**** Y - all 3 (President, Secretary, Treasurer) club officers reported, N - not all 3 reported.

***** Abbreviation: N-New, IP-Immediate Past, R-Repeat.




Club Health Assessment for District 202 E through July 2025

			Status	Membership					Reports				Finance	LCIF		
Club Number	Club Name	Charter Date	Times in Status Quo in Past 2 Years	Current Member Count **	YTD Members Added	YTD Members Dropped	YTD Net Growth% ***	Member Count 1 Year Ago	Dropped Members Avg.Length of Service	Months Since Membership Update	Current Officers Reported ****	Current President Repeated Term	VP Reported *****	Last Date Reported Service (mm/yyyy)	Account Balance	YTD Donations
Clubs more than two years old																
43105	AHAURA GREY VALLEY	10/18/1983	Active	16	0	0	0.00%	16		16	N	None		08/2023		
23286	AKAROA AND BAYS L C	12/29/1971	Active	48	0	0	0.00%	43		1	N	None		04/2022		
Exc Award (06/30/2016, 06/30/2017)																
35627	AMBERLEY DISTRICT L C	05/02/1978	Active	36	0	1	-2.70%	42	9	0	Y	2	N	06/2025		
Exc Award (06/30/2019)																
23287	AMURI	06/29/1972	Active	29	0	0	0.00%	30		0	Y		N	05/2025	90+ Days	
53205	Beavertown Blenheim	06/01/1992	Active	27	0	0	0.00%	29		2	Y	5	N	07/2025		
Exc Award (06/30/2016, 06/30/2018, 06/30/2020)																
23289	BLENHEIM	02/25/1963	Active	58	0	1	-1.69%	60	3	0	Y		N	07/2025		
Exc Award (06/30/2017, 06/30/2018, 06/30/2020, 06/30/2022, 06/30/2024)																
23290	CHEVIOT	12/04/1968	Active	23	0	0	0.00%	21		6	Y	2	R	01/2023		
59866	CHRISTCHURCH CHINESE	07/16/1997	Active	30	1	3	-6.25%	28	1	0	Y	2	N	02/2025		
66350	CHRISTCHURCH CITY BREAKFAST	06/28/2002	Active	7	0	0	0.00%	8		8	Y	2	R	06/2025		\$84.83
Exc Award (06/30/2019)																
23291	CHRISTCHURCH HOST	09/30/1959	Active	14	0	0	0.00%	14		13	Y			06/2025		
Exc Award (06/30/2016)																
53121	CHRISTCHURCH PEGASUS	05/18/1992	Active	9	0	0	0.00%	9		1	Y	2		06/2025		
23293	Christchurch South Ferrymead	02/02/1966	Active	16	0	2	-11.11%	15	2	0	N			07/2025		
23295	ELLESMERE	02/12/1970	Active	66	1	0	1.54%	64		0	Y		N	07/2025		
Exc Award (06/30/2016)																
40323	GLENMARK	08/28/1981	Active	32	0	0	0.00%	32		1	N		N	04/2025		
23315	GOLDEN BAY	08/25/1964	Active	24	0	0	0.00%	26		3	Y		N	02/2023		
Exc Award (06/30/2016, 06/30/2020)																
23298	GREYMOUTH	09/21/1963	Active	26	0	0	0.00%	29		1	Y	3	N	10/2022		
35628	HALSWELL DISTRICT L C	05/12/1978	Active	30	0	0	0.00%	26		2	N	None		05/2024		
Exc Award (06/30/2017, 06/30/2022)																
43107	HANMER SPRINGS	10/18/1983	Active	9	0	0	0.00%	11		2	N	None		05/2025		
23299	HAVELOCK	02/08/1966	Active	28	0	0	0.00%	25		1	Y	2	N	07/2025		



Club Health Assessment for District 202 E through July 2025

			Status	Membership					Reports				Finance	LCIF		
Club Number	Club Name	Charter Date	Times in Status Quo in Past 2 Years	Current Member Count **	YTD Members Added	YTD Members Dropped	YTD Net Growth% ***	Member Count 1 Year Ago	Dropped Members Avg.Length of Service	Months Since Membership Update	Current Officers Reported ****	Current President Repeated Term	VP Reported *****	Last Date Reported Service (mm/yyyy)	Account Balance	YTD Donations
Exc Award (06/30/2017, 06/30/2019, 06/30/2021, 06/30/2025)																
33579	HAWARDEN WAIKARI	03/29/1977	Active	30	0	0	0.00%	30		1	Y		R	07/2025		
Exc Award (06/30/2016, 06/30/2019)																
23300	HOKITIKA	10/05/1965	Active	9	0	0	0.00%	21		1	Y	3	N	10/2023		
Exc Award (06/30/2016, 06/30/2022)																
23301	KAIKOURA	08/31/1964	Active	30	0	0	0.00%	28		2	Y		N	07/2025		
Exc Award (06/30/2016, 06/30/2019, 06/30/2022, 06/30/2023, 06/30/2024)																
52305	KAIKOURA SEAWARD	12/19/1991	Active	33	0	1	-2.94%	33	4	0	Y			07/2025		
Exc Award (06/30/2017, 06/30/2019, 06/30/2021, 06/30/2023, 06/30/2024)																
23303	MALVERN	09/07/1971	Active	54	0	0	0.00%	54		1	Y		N	06/2025		
Exc Award (06/30/2016, 06/30/2019)																
23305	MOTUEKA	02/27/1964	Active	22	0	0	0.00%	24		1	Y	3		12/2024		
Exc Award (06/30/2016)																
23306	NELSON HOST	11/21/1962	Active	30	1	0	3.45%	35		0	Y	3	R	03/2025		
Exc Award (06/30/2016, 06/30/2023)																
145142	Nelson Lioness	03/01/2021	Active	0	0	0	0.00%	20		1	N	None		05/2025		
Exc Award (06/30/2023)																
23307	NEW BRIGHTON	09/09/1963	Active	24	2	1	4.35%	24	30	0	Y		R	07/2025		
Exc Award (06/30/2016, 06/30/2018, 06/30/2023)																
37529	OXFORD & DISTRICTS L C	09/05/1979	Active	47	1	0	2.17%	46		0	Y		N	05/2025		
Exc Award (06/30/2020, 06/30/2023)																
23308	PICTON	12/02/1965	Active	23	0	0	0.00%	24		3	N			01/2023		
Exc Award (06/30/2020, 06/30/2021)																
23309	RANGIORA	07/04/1963	Active	30	0	0	0.00%	30		3	Y	2	R	06/2025		
Exc Award (06/30/2019)																
145141	Rangiora Lioness	03/01/2021	Active	6	0	0	0.00%	8		1	N			03/2025		
23310	RENEWICK	09/21/1970	Active	11	0	1	-8.33%	16	3	0	Y			06/2024		
23311	RICHMOND	11/06/1968	Active	24	1	0	4.35%	19		0	Y	2	R	07/2025		
Exc Award (06/30/2019, 06/30/2024)																
35496	ROLLESTON & DISTRICTS	04/27/1978	Active	45	1	0	2.27%	39		0	Y		N	03/2025		\$1,000.00



Club Health Assessment for District 202 E through July 2025

			Status	Membership					Reports				Finance	LCIF		
Club Number	Club Name	Charter Date	Times in Status Quo in Past 2 Years	Current Member Count **	YTD Members Added	YTD Members Dropped	YTD Net Growth% ***	Member Count 1 Year Ago	Dropped Members Avg.Length of Service	Months Since Membership Update	Current Officers Reported ****	Current President Repeated Term	VP Reported *****	Last Date Reported Service (mm/yyyy)	Account Balance	YTD Donations
Exc Award (06/30/2016, 06/30/2018, 06/30/2024)			Active	39	2	0	5.41%	37		0	Y		N	04/2025		\$596.18
23312	SEDDON	09/08/1970														
Exc Award (06/30/2020, 06/30/2024)																
65303	SELWYN	05/15/2002														
Exc Award (06/30/2016, 06/30/2018, 06/30/2024)			Active	26	1	0	4.00%	25		0	Y		N	07/2025		
23320	WIGRAM	11/20/1972														
Exc Award (06/30/2017, 06/30/2018, 06/30/2022)			Active	50	2	0	4.17%	50		0	Y		N	07/2025		
45012	WOODEND PEGASUS	05/08/1985														
Exc Award (06/30/2022)																

Clubs Cancelled Previous Fiscal Year – Clubs Cancelled within last 12 months may be reinstated

Club Number	Club Name	Charter Date	Current Status*	Cancellation Date
33893	CHRISTCHURCH FERRYMEAD	05/12/1977	Cancelled(7*)	05/29/2025
48874	CHRISTCHURCH SEAVIEW	08/26/1988	Cancelled(6*)	08/29/2024

Current Total Clubs Count	YTD New Clubs Count	YTD Cancelled Clubs Count	YTD Net Club Gain	Current Total Members Count	YTD Add	YTD Drop	YTD Net Growth	YTD Net Growth %	Member Count 12 Months Ago	Average Member Count Per Club	% of Clubs with less than 20 members	% No Officer Report in 12 Months	% of Clubs with balance 90+ days	Number of Clubs in Status Quo	% Status Quo Clubs in Financial Suspension	Number of Cancelled Clubs	Average Cancelled Club Age	Members Lost Due to Cancellation	% of Clubs Cancelled for Non-Financial Reasons
39	0	0	0	1,081	14	10	4	0.37%	1,103	28	26%	5%	5%	0	0%	0	0	0	0%

* - P - Priority Club. Cancellation Reasons: 1-Objectives/conduct, 2-Non-active club, 5-Non-existing club, 6-Disbanding, 7-Merger, 8-Financial Suspension, 9-District/Multiple District Dues.

** Red denotes below 15 active members.

*** Red denotes 20% + loss.

**** Y - all 3 (President, Secretary, Treasurer) club officers reported, N - not all 3 reported.

***** Abbreviation: N-New, IP-Immediate Past, R-Repeat.



Club Health Assessment for District 202 F through July 2025

			Status	Membership						Reports				Finance	LCIF	
Club Number	Club Name	Charter Date	Times in Status Quo in Past 2 Years	Current Member Count **	YTD Members Added	YTD Members Dropped	YTD Net Growth% ***	Member Count 1 Year Ago	Dropped Members Avg.Length of Service	Months Since Membership Update	Current Officers Reported ****	Current President Repeated Term	VP Reported *****	Last Date Reported Service (mm/yyyy)	Account Balance	YTD Donations
Clubs more than two years old																
23321	ALEXANDRA	04/05/1967	Active	38	0	1	-2.56%	32	1	0	Y	3	R	06/2025		
136199	Balclutha	08/30/2018	Active	6	0	0	0.00%	6		1	Y			07/2025		
55021	BALCLUTHA CLUTHA VALLEY	11/03/1993	Active	32	0	0	0.00%	32		13	Y			04/2023		
36498	BALFOUR	01/23/1979	Active	27	0	0	0.00%	28		0	Y		N	07/2025		
23324	CLINTON	11/08/1967	Active	39	0	0	0.00%	44		4	Y			05/2019		
122433	Clyde & Districts	06/16/2014	Active	36	0	0	0.00%	38		1	Y	2	R	07/2025		
23325	CROMWELL	06/10/1969	Active	69	0	0	0.00%	74		0	Y		N	06/2025		
53901	CROMWELL LAKE DUNSTAN	12/15/1992	Active	25	0	0	0.00%	26		5	Y			06/2025		\$447.14
53928	GORE HOKONUI	12/22/1992	Active	29	1	0	3.57%	32		0	Y		R	07/2025		
23330	GORE HOST	04/30/1963	Active	22	0	0	0.00%	22		13	Y	2		07/2025		
45183	GORE PAKEKE	06/13/1985	Active	47	2	0	4.44%	47		0	Y	2	R	05/2024		\$596.18
53464	GORE RIVER VALLEY	06/29/1992	Active	48	0	1	-2.04%	49	11	0	Y			07/2025		
Exc Award (06/30/2016, 06/30/2022)																
54474	INVERCARGILL CENTRAL	05/17/1993	Active	20	0	0	0.00%	21		4	Y	9		07/2025		
23335	LAWRENCE	07/14/1971	Active	38	0	0	0.00%	38		2	Y		N	06/2025		
23336	LUMSDEN	10/07/1964	Active	8	0	0	0.00%	13		1	Y		N	11/2022		\$59.62
23337	MAKAREWA	11/14/1967	Active(1)	16	0	0	0.00%	16		13	N	3		04/2024		
23338	MANIOTOTO	02/23/1964	Active	49	0	0	0.00%	50		1	Y			06/2025		
23339	MATAURA	02/12/1969	Active	9	0	2	-18.18%	12	16	0	Y			07/2025		
Exc Award (06/30/2023)																
23342	MOSSBURN	12/21/1972	Active	17	0	0	0.00%	18		8	Y			08/2023		
23344	OHAI NIGHTCAPS L C	07/24/1968	Active	14	0	0	0.00%	15		2	Y			06/2025		
33244	OMAKAU DISTRICTS	01/07/1977	Active	18	0	0	0.00%	17		2	Y	2	R	04/2024		
23346	OWAKA	04/25/1972	Active	38	0	0	0.00%	38		2	Y		N	05/2022		
23349	QUEENSTOWN	11/24/1970	Active	28	0	0	0.00%	29		1	N	2		06/2025		
31134	RIVERSDALE	08/15/1975	Active	32	0	0	0.00%	32		12	Y		N	05/2024		
23350	RIVERTON	10/19/1965	Active	40	0	0	0.00%	42		2	Y		N	07/2025		



Club Health Assessment for District 202 F through July 2025

INTERNATIONAL

			Status	Membership					Reports					Finance	LCIF	
Club Number	Club Name	Charter Date	Times in Status Quo in Past 2 Years	Current Member Count **	YTD Members Added	YTD Members Dropped	YTD Net Growth***	Member Count 1 Year Ago	Dropped Members Avg.Length of Service	Months Since Membership Update	Current Officers Reported ****	Current President Repeated Term	VP Reported *****	Last Date Reported Service (mm/yyyy)	Account Balance	YTD Donations
23351	ROXBURGH & DISTRICT L C	06/02/1971	Active	23	0	0	0.00%	20		1	Y	4	N	05/2025		
23353	TE ANAU	10/05/1964	Active	19	0	0	0.00%	22		5	Y			01/2025		
54552	TE ANAU KEPLER	06/03/1993	Active	10	0	0	0.00%	10		8	Y		IP	06/2025		\$119.24
37379	TOI TOIS L C	06/27/1979	Active	47	0	0	0.00%	47		1	Y	2	R	05/2025		
23354	TUATAPERE	03/15/1965	Active	36	0	0	0.00%	36		13	Y		N	11/2023		
122414	Waihopai City	06/11/2014	Active	28	1	0	3.70%	25		0	Y		R	07/2025		\$472.16
23355	WAIKIWI	05/28/1968	Active	15	0	0	0.00%	15		0	Y		N	05/2025		\$135.59
29889	WANAKA & DISTRICTS	10/31/1974	Active	36	4	1	9.09%	33	2	0	Y		N	01/2025		
54300	WANAKA UPPER CLUTHA	03/31/1993	Active	39	3	1	5.41%	38	3	0	Y		N	12/2024		
Exc Award (06/30/2018)																
23357	WEST OTAGO L C	05/02/1968	Active	50	0	0	0.00%	44		1	Y			06/2025		
23358	WINTON	10/21/1964	Active	33	0	0	0.00%	34		0	Y		N	07/2025		\$1,041.17
23359	WYNDHAM	10/20/1965	Active	22	0	0	0.00%	23		1	Y	2	N	04/2025		
54408	WYNDHAM PIONEER	04/29/1993	Active	17	0	3	-15.00%	24	40	0	Y		N	07/2025		

Clubs Cancelled Previous Fiscal Year – Clubs Cancelled within last 12 months may be reinstated

Club Number	Club Name	Charter Date	Current Status*	Cancellation Date
53890	ALEXANDRA DUNSTAN	12/09/1992	Cancelled(6*)	09/29/2024
23332	INVERCARGILL HOST	05/14/1962	Cancelled(6*)	08/29/2024
23352	STEWART ISLAND L C	03/21/1969	Cancelled(8*)	06/29/2025

Current Total Clubs Count	YTD New Clubs Count	YTD Cancelled Clubs Count	YTD Net Club Gain	Current Total Members Count	YTD Add	YTD Drop	YTD Net Growth	YTD Net Growth %	Member Count 12 Months Ago	Average Member Count Per Club	% of Clubs with less than 20 members	% No Officer Report in 12 Months	% of Clubs with balance 90+ days	Number of Clubs in Status Quo	% Status Quo Clubs in Financial Suspension	Number of Cancelled Clubs	Average Cancelled Club Age	Members Lost Due to Cancellation	% of Clubs Cancelled for Non-Financial Reasons
38	0	0	0	1,120	11	9	2	0.18%	1,142	29	29%	0%	0%	0	0%	0	0	0	0%

* - P - Priority Club. Cancellation Reasons: 1-Objectives/conduct, 2-Non-active club, 5-Non-existing club, 6-Disbanding, 7-Merger, 8-Financial Suspension, 9-District/Multiple District Dues.

** Red denotes below 15 active members.

*** Red denotes 20% + loss.

**** Y - all 3 (President, Secretary, Treasurer) club officers reported, N - not all 3 reported.

***** Abbreviation: N-New, IP-Immediate Past, R-Repeat.




Club Health Assessment for District 202 J through July 2025

			Status	Membership					Reports				Finance	LCIF		
Club Number	Club Name	Charter Date	Times in Status Quo in Past 2 Years	Current Member Count **	YTD Members Added	YTD Members Dropped	YTD Net Growth% ***	Member Count 1 Year Ago	Dropped Members Avg.Length of Service	Months Since Membership Update	Current Officers Reported ****	Current President Repeated Term	VP Reported *****	Last Date Reported Service (mm/yyyy)	Account Balance	YTD Donations
Clubs more than two years old																
23288	ASHBURTON	05/29/1963	Active	48	0	0	0.00%	46		1	Y		R	07/2025		
53019	ASHBURTON COUNTY	05/05/1992	Active	47	0	0	0.00%	53		0	Y		N	07/2025		
38703	ASHBURTON PAKEKE	06/03/1980	Active	33	1	0	3.13%	35		0	Y		N	06/2025		
29598	DUNEDIN BALMACEWEN	06/28/1974	Active	28	0	0	0.00%	28		1	Y		N	09/2022		
23326	DUNEDIN HOST	11/01/1961	Active	19	0	0	0.00%	16		3	Y		N	02/2025		
Exc Award (06/30/2018)																
23328	DUNEDIN SOUTH	06/27/1968	Active	12	0	3	-20.00%	13	1	0	Y	3		10/2022		\$90.89
23296	FAIRLIE	08/16/1972	Active	51	1	0	2.00%	49		0	Y		N	07/2025		\$302.96
23297	GERALDINE	11/04/1966	Active	58	0	1	-1.69%	59	15	0	Y		N	07/2025		
Exc Award (06/30/2021, 06/30/2023)																
141290	Geraldine Districts Lioness	06/18/2020	Active	33	1	0	3.13%	32		0	Y	2		06/2025		
23331	GREEN ISLAND	02/10/1971	Active	35	1	1	0.00%	39	7	0	Y	2	R	07/2025		
43914	HINDS AND DISTRICTS	05/22/1984	Active	55	0	0	0.00%	55		1	Y			07/2023		\$1,817.76
32297	LAKE TEKAPO	05/21/1976	Active	31	0	1	-3.13%	32	9	0	Y		N	05/2025		
35967	MAYFIELD & DISTRICT L C	07/14/1978	Active	60	0	0	0.00%	62		0	Y		N	05/2025		\$596.18
23304	METHVEN	06/21/1967	Active	75	0	0	0.00%	76		1	Y		N	12/2024		\$596.18
23340	MILTON	01/24/1968	Active	32	0	0	0.00%	33		1	Y		N	03/2025		\$596.18
97745	MOSGIEL DISTRICT	03/30/2007	P- Active	1	0	0	0.00%	0		2	N	None		06/2023		
Exc Award (06/30/2018)																
53207	NORTH OTAGO	06/01/1992	Active	32	0	0	0.00%	37		1	Y			06/2025		
Exc Award (06/30/2016, 06/30/2023)																
23343	OAMARU	06/06/1963	Active	24	0	0	0.00%	24		0	Y		N	07/2025		
Exc Award (06/30/2021, 06/30/2023)																
30660	OTAGO PENINSULA	04/29/1975	Active	10	0	0	0.00%	10		1	Y	2		06/2025		
23347	PALMERSTON	05/20/1968	Active	25	0	0	0.00%	27		2	N	None		04/2023		
Exc Award (06/30/2021)																
42099	PLEASANT POINT	12/27/1982	Active	56	0	0	0.00%	56		0	Y		N	06/2025		
23348	PORT CHALMERS & DISTRICT	06/07/1971	Active	20	0	0	0.00%	21		1	Y		N	06/2025		



Club Health Assessment for District 202 J through July 2025

<div>New Zealand International Club Football</div>						Status					Membership				Reports				Finance		LCIF
						Times in Status Quo in Past 2 Years		Current Member Count **	YTD Members Added	YTD Members Dropped	YTD Net Growth***	Member Count 1 Year Ago	Dropped Members Avg.Length of Service	Months Since Membership Update	Current Officers Reported ****	Current President Repeated Term	VP Reported *****	Last Date Reported Service (mm/yyyy)	Account Balance	YTD Donations	
Club Number	Club Name	Charter Date																			
Exc Award (06/30/2019, 06/30/2021)																					
32251	RAKAIA	05/11/1976	Active		28	0	0	0.00%	28		1	Y			06/2025		\$1,211.84				
35694	STRATH TAIERI	05/26/1978	Active(1)		12	0	0	0.00%	15		1	Y			08/2022						
29321	TAIERI	05/03/1974	Active		45	1	0	2.27%	43		0	Y		N	05/2025	90+ Days					
Exc Award (06/30/2021)																					
29888	TEMUKA	10/31/1974	Active		33	0	0	0.00%	34		1	Y		N	07/2025						
Exc Award (06/30/2016, 06/30/2018, 06/30/2023, 06/30/2024)																					
53208	TEMUKA DISTRICT	06/01/1992	Active		39	0	0	0.00%	38		0	Y		N	07/2025						
Exc Award (06/30/2018, 06/30/2023)																					
23316	TIMARU HOST	12/12/1962	Active		45	2	3	-2.17%	44	2	0	Y	3	N	06/2025						
Exc Award (06/30/2023)																					
34229	TIMARU SUBURBAN L C	06/28/1977	Active		28	0	1	-3.45%	29	0	0	Y			07/2025						
34296	WAIANAKARUA	06/27/1977	Active(1)		21	0	0	0.00%	21		1	N	None		06/2025		\$596.18				
Exc Award (06/30/2023, 06/30/2024)																					
40324	WAIAREKA VALLEY	08/28/1981	Active		36	0	0	0.00%	44		2	Y		N	07/2025						
Exc Award (06/30/2023, 06/30/2024)																					
23318	WAIMATE	03/27/1969	Active		20	0	0	0.00%	18		2	Y		N	05/2023						
53271	WAIMATE WHITEHORSE	06/11/1992	Active		26	0	1	-3.70%	26	2	0	Y	2		05/2025						
Current Total Clubs Count	YTD New Clubs Count	YTD Cancelled Clubs Count	YTD Net Club Gain	Current Total Members Count	YTD Add	YTD Drop	YTD Net Growth	YTD Net Growth %	Member Count 12 Months Ago	Average Member Count Per Club	% of Clubs with less than 20 members	% No Officer Report in 12 Months	% of Clubs with balance 90+ days	Number of Clubs in Status Quo	% Status Quo Clubs in Financial Suspension	Number of Cancelled Clubs	Average Cancelled Club Age	Members Lost Due to Cancellation	% of Clubs Cancelled for Non-Financial Reasons		
33	0	0	0	1,118	7	11	-4	-0.36%	1,143	34	15%	3%	3%	0	0%	0	0	0	0%		

* - P - Priority Club. Cancellation Reasons: 1-Objectives/conduct, 2-Non-active club, 5-Non-existing club, 6-Disbanding, 7-Merger, 8-Financial Suspension, 9-District/Multiple District Dues.

** Red denotes below 15 active members.

*** Red denotes 20% + loss.

**** Y - all 3 (President, Secretary, Treasurer) club officers reported, N - not all 3 reported.

***** Abbreviation: N-New, IP-Immediate Past, R-Repeat.



Club Health Assessment for District 202 K through July 2025

			Status	Membership					Reports					Finance		LCIF
Club Number	Club Name	Charter Date	Times in Status Quo in Past 2 Years	Current Member Count **	YTD Members Added	YTD Members Dropped	YTD Net Growth% ***	Member Count 1 Year Ago	Dropped Members Avg.Length of Service	Months Since Membership Update	Current Officers Reported ****	Current President Repeated Term	VP Reported *****	Last Date Reported Service (mm/yyyy)	Account Balance	YTD Donations
Clubs less than two years old																
180120	Tavua Vatukoula	03/31/2025	Active	22	0	0	0.00%	0		3	Y	2			90+ Days	
Clubs more than two years old																
23097	APIA	07/19/1965	Active(2)	11	0	0	0.00%	11		20	Y	4		12/2024		
32119	AUCKLAND BUSINESS	04/19/1976	Active(1)	2	0	0	0.00%	4		1	N	None				
53161	AUCKLAND HILLCREST	05/28/1992	Active	30	3	0	11.11%	29		0	Y		R	07/2025		
Exc Award (06/30/2021)																
23100	AVONDALE	10/14/1964	Active	10	0	0	0.00%	7		3	Y		R	05/2025	90+ Days	
23089	BA	03/07/1968	Active	15	0	0	0.00%	16		8	Y			07/2018		
34404	BLOCKHOUSE BAY-LYNFIELD L C	08/04/1977	Active	8	0	0	0.00%	8		1	Y		R	12/2024		\$302.96
Exc Award (06/30/2020)																
32749	BUCKLANDS BEACH	09/24/1976	Active	12	0	0	0.00%	13		2	Y	2		06/2025		\$363.55
Exc Award (06/30/2023)																
23102	CLEVEDON	06/27/1972	Active	5	0	1	-16.67%	7	2	0	Y	8		03/2024		
23198	COROMANDEL	03/03/1971	Active	22	0	0	0.00%	21		3	Y	2		11/2024		
23103	DARGAVILLE	10/13/1965	Active	20	0	0	0.00%	21		1	Y	2	R	09/2019		
23104	DEVONPORT	05/17/1966	Active	7	0	0	0.00%	7		1	Y	7		06/2019		
23105	EAST COAST BAYS	05/02/1962	Active	4	0	0	0.00%	5		10	Y	6		09/2023		
23106	EDEN EPSOM L C	11/26/1964	Active	13	0	0	0.00%	15		2	Y	3	R	04/2025		\$50.00
23110	HELENSVILLE	09/12/1962	Active	23	0	0	0.00%	23		1	Y	4	N	07/2025		
Exc Award (06/30/2019, 06/30/2024)																
23149	HENDERSON WEST AUCKLAND	08/18/1960	Active	17	0	0	0.00%	16		1	Y		N	10/2024		\$178.85
23111	HIKURANGI	12/10/1963	Active	22	0	1	-4.35%	29	38	0	Y			06/2025		
Exc Award (06/30/2022)																
23112	HOWICK	10/16/1961	Active	6	1	0	20.00%	15		0	Y		N	06/2025		
Exc Award (06/30/2018, 06/30/2023)																
23113	HUAPAI KUMEU L C	03/10/1970	Active	22	0	0	0.00%	23		1	Y	2	R	02/2024		
23114	KAIKOHE	11/09/1965	Active	12	0	0	0.00%	12		9	Y	2	N	07/2025		




Club Health Assessment for District 202 K through July 2025

			Status	Membership					Reports					Finance		LCIF
Club Number	Club Name	Charter Date	Times in Status Quo in Past 2 Years	Current Member Count **	YTD Members Added	YTD Members Dropped	YTD Net Growth% ***	Member Count 1 Year Ago	Dropped Members Avg.Length of Service	Months Since Membership Update	Current Officers Reported ****	Current President Repeated Term	VP Reported *****	Last Date Reported Service (mm/yyyy)	Account Balance	YTD Donations
23115	KAITAIA	03/04/1964	Active	28	0	0	0.00%	21		1	Y	2		12/2023		
23090	LABASA	01/26/1972	Active(1)	13	0	0	0.00%	10		2	Y			05/2024		
23119	MANGAKAHIA	12/01/1969	Active	19	0	1	-5.00%	23	42	0	Y		R	12/2020		
Exc Award (06/30/2018)																
23121	MANGONUI	12/09/1963	Active	30	3	0	11.11%	25		0	Y	4	R	07/2025		
Exc Award (06/30/2019)																
39738	MARSDEN L C	04/01/1981	Active	22	0	0	0.00%	23		1	Y		N	06/2025		
145013	Mercury Bay	02/03/2021	Active	21	0	0	0.00%	20		0	Y		N	07/2025		
122590	Nadi	06/24/2014	Active	15	0	0	0.00%	14		1	Y		N	10/2024		
23128	NEW LYNN	10/18/1961	Active	20	0	0	0.00%	21		4	Y		N	05/2025		
23215	NGATEA	04/26/1965	Active	32	1	0	3.23%	34		0	Y			07/2025		
29154	OKAIHAU	04/04/1974	Active	23	2	0	9.52%	19		0	Y	2		07/2025		
23132	ONERAHI AND WHANGAREI HEADS	08/25/1972	Active	11	0	0	0.00%	15		1	Y	2	N	07/2025		
Exc Award (06/30/2023)																
42852	OPONONI & DISTRICT L C	06/30/1983	Active	17	0	0	0.00%	22		0	Y	3		07/2025		
Exc Award (06/30/2019)																
23133	OREWA	06/23/1964	Active	51	0	0	0.00%	49		0	Y		N	07/2025		
Exc Award (06/30/2018, 06/30/2019, 06/30/2022, 06/30/2023)																
41930	PAGO PAGO	10/28/1982	Active(1)	28	0	0	0.00%	29		8	Y		R	09/2024		\$20.00
23136	PAKURANGA PANMURE	08/03/1960	Active	16	1	0	6.67%	15		0	Y			07/2025		
23137	PAPAKURA	10/05/1964	Active	10	2	0	25.00%	10		0	Y	5	R	04/2025		
Exc Award (06/30/2019)																
36406	PAPAROA	12/29/1978	Active	20	0	0	0.00%	20		1	Y		N	03/2024		
23138	PAPATOETOE	10/02/1961	Active	15	0	0	0.00%	15		3	Y		IP	08/2023		
145947	Pokeno and Districts	04/22/2021	Active	13	1	0	8.33%	14		0	Y		N			
23141	PUKEKOHE	10/02/1963	Active	19	2	4	-9.52%	21	43	0	Y			07/2025		\$180.76
23143	REMUERA	09/09/1963	Active	22	0	0	0.00%	23		0	Y	3	R	11/2024		
35968	RUAWAI	07/12/1978	Active	17	4	0	30.77%	9		0	Y			03/2025		
Exc Award (06/30/2016, 06/30/2023)																



Club Health Assessment for District 202 K through July 2025

			Status	Membership					Reports				Finance	LCIF		
Club Number	Club Name	Charter Date	Times in Status Quo in Past 2 Years	Current Member Count **	YTD Members Added	YTD Members Dropped	YTD Net Growth% ***	Member Count 1 Year Ago	Dropped Members Avg.Length of Service	Months Since Membership Update	Current Officers Reported ****	Current President Repeated Term	VP Reported *****	Last Date Reported Service (mm/yyyy)	Account Balance	YTD Donations
23095	SUVA	06/10/1963	Active	8	0	0	0.00%	9		1	Y			06/2015		
23235	TE KAUWHATA & DISTRICTS	11/25/1969	Active	35	0	0	0.00%	37		1	Y		N	09/2024		
35495	TUAKAU	04/24/1978	Active	16	0	0	0.00%	22		3	Y		R	03/2025		
45013	WAIMAUKU	05/31/1985	Active	15	0	2	-11.76%	17	40	0	Y		R	12/2024		
23148	WAIPU	08/02/1966	Active	72	1	2	-1.37%	63	2	0	Y		N	02/2025		
23151	WAIUKU	11/11/1965	Active	23	0	0	0.00%	22		2	Y		IP	07/2025		
23152	WARKWORTH	02/03/1966	Active	17	0	0	0.00%	23		1	Y			12/2024		\$200.85
Exc Award (06/30/2023)																
53042	WARKWORTH KOWHAI COAST	05/01/1992	Active	19	0	0	0.00%	18		3	Y	7	R	12/2024		
23153	WELLSFORD	10/10/1966	Active	25	0	1	-3.85%	22	12	0	Y		N	06/2023		
29753	WHANGAMATA	08/22/1974	Active(1)	24	0	0	0.00%	30		2	Y			05/2025		
Exc Award (06/30/2019)																
23154	WHANGAREI	11/29/1960	Active	20	0	0	0.00%	17		1	Y	7		05/2021		
Exc Award (06/30/2019)																
38196	WHANGAREI MID WESTERN	03/13/1980	Active	15	0	2	-11.76%	16	3	0	N		IP	01/2024		
23243	WHITIANGA	09/25/1965	Active	27	0	0	0.00%	25		0	Y	2	R	06/2025		
Exc Award (06/30/2023)																

Clubs Cancelled Previous Fiscal Year – Clubs Cancelled within last 12 months may be reinstated

Club Number	Club Name	Charter Date	Current Status*	Cancellation Date
23116	KAMO	05/31/1966	Cancelled(6*)	08/29/2024
33184	TUTUKAKA COAST	12/31/1976	Cancelled(6*)	05/29/2025
96935	WHANGAREI HATEA	04/14/2006	Cancelled(6*)	09/29/2024

Current Total Clubs Count	YTD New Clubs Count	YTD Cancelled Clubs Count	YTD Net Club Gain	Current Total Members Count	YTD Add	YTD Drop	YTD Net Growth	YTD Net Growth %	Member Count 12 Months Ago	Average Member Count Per Club	% of Clubs with less than 20 members	% No Officer Report in 12 Months	% of Clubs with balance 90+ days	Number of Clubs in Status Quo	% Status Quo Clubs in Financial Suspension	Number of Cancelled Clubs	Average Cancelled Club Age	Members Lost Due to Cancellation	% of Clubs Cancelled for Non-Financial Reasons
55	0	0	0	1,061	21	14	7	0.66%	1,055	19	55%	0%	4%	0	0%	0	0	0	0%



Club Health Assessment for District 202 K through July 2025

			Status	Membership					Reports					Finance	LCIF	
Club Number	Club Name	Charter Date	Times in Status Quo in Past 2 Years	Current Member Count **	YTD Members Added	YTD Members Dropped	YTD Net Growth% ***	Member Count 1 Year Ago	Dropped Members Avg.Length of Service	Months Since Membership Update	Current Officers Reported ****	Current President Repeated Term	VP Reported *****	Last Date Reported Service (mm/yyyy)	Account Balance	YTD Donations

* - P - Priority Club. Cancellation Reasons: 1-Objectives/conduct, 2-Non-active club, 5-Non-existing club, 6-Disbanding, 7-Merger, 8-Financial Suspension, 9-District/Multiple District Dues.

** Red denotes below 15 active members.

*** Red denotes 20% + loss.

**** Y - all 3 (President, Secretary, Treasurer) club officers reported, N - not all 3 reported.

***** Abbreviation: N-New, IP-Immediate Past, R-Repeat.



Club Health Assessment for District 202 L through July 2025

			Status	Membership						Reports				Finance	LCIF	
Club Number	Club Name	Charter Date	Times in Status Quo in Past 2 Years	Current Member Count **	YTD Members Added	YTD Members Dropped	YTD Net Growth% ***	Member Count 1 Year Ago	Dropped Members Avg.Length of Service	Months Since Membership Update	Current Officers Reported ****	Current President Repeated Term	VP Reported *****	Last Date Reported Service (mm/yyyy)	Account Balance	YTD Donations
Clubs more than two years old																
29780	BETHLEHEM - TE PUNA Exc Award (06/30/2016)	08/22/1974	Active	17	0	0	0.00%	21		3	Y		N	04/2025		
23197	CAMBRIDGE	12/07/1961	Active	82	0	0	0.00%	87		1	Y		N	07/2025		
23199	EDGECUMBE	09/10/1964	Active	24	0	0	0.00%	23		12	Y	2		02/2019		
35828	HAMILTON DINSDALE Exc Award (06/30/2023, 06/30/2024)	06/19/1978	Active	25	0	1	-3.85%	26	2	0	Y		N	07/2025		
23204	HAMILTON EAST HAMILTON	06/21/1965	Active	14	0	0	0.00%	13		1	Y	5		10/2024		
30114	HAMILTON SOUTH HAMILTON	01/06/1975	Cancelled(6*)	0	0	1	-100.00%	18	19	0	N	None		12/2022		
36923	HINUERA-TE POI L C	04/09/1979	Active	31	0	0	0.00%	33		0	Y		N	07/2025		
23205	HUNTLY	01/31/1961	Active	23	0	0	0.00%	19		2	N	None		12/2021		
23206	KATIKATI Exc Award (06/30/2016, 06/30/2017, 06/30/2018, 06/30/2023)	11/10/1970	Active	38	0	2	-5.00%	38	21	0	Y			06/2025		
33376	KIHIKIHI	02/23/1977	Active	27	0	0	0.00%	29		1	Y	3		04/2025		
23210	MATAMATA Exc Award (06/30/2022)	12/04/1958	Active	28	0	0	0.00%	32		1	Y		N	07/2025		
23211	MORRINSVILLE Exc Award (06/30/2022, 06/30/2023)	05/05/1959	Active	78	0	0	0.00%	74		0	Y	2		05/2023		
37747	MOUNT PIRONGIA L C	11/30/1979	Active	16	0	0	0.00%	20		5	Y			07/2025		
23212	MT MAUNGANUI	06/21/1958	Active	18	0	0	0.00%	16		7	Y			01/2023		
23214	NGARUAWAHIA Exc Award (06/30/2023)	05/29/1963	Active(1)	10	0	0	0.00%	10		2	Y	5		04/2024		
23216	NGONGOTAHA	10/12/1965	Active	0	0	0	0.00%	8		1	N	None		05/2024		
119728	North Hamilton	06/20/2013	Active	5	0	0	0.00%	5		13	Y	6		05/2022		
33625	OHAUPO-NGAHINAPOURI L C	04/04/1977	Active	19	0	0	0.00%	19		3	Y		N	11/2023		
23217	OHOPE BEACH	06/19/1972	Active	24	0	0	0.00%	22		2	Y		R	06/2022		
46437	OMOKOROA AND DISTRICTS	06/26/1986	Active	23	0	0	0.00%	26		0	Y	2	R	06/2025		
23218	OPOTIKI Exc Award (06/30/2016)	06/19/1967	Active	16	0	1	-5.88%	16	47	0	Y	4		10/2019		



Club Health Assessment for District 202 L through July 2025

			Status	Membership						Reports					Finance	LCIF
Club Number	Club Name	Charter Date	Times in Status Quo in Past 2 Years	Current Member Count **	YTD Members Added	YTD Members Dropped	YTD Net Growth% ***	Member Count 1 Year Ago	Dropped Members Avg.Length of Service	Months Since Membership Update	Current Officers Reported ****	Current President Repeated Term	VP Reported *****	Last Date Reported Service (mm/yyyy)	Account Balance	YTD Donations
23219	OTOROHANGA	08/24/1964	Active	30	0	1	-3.23%	31	15	0	Y		N	07/2025	90+ Days	
23220	PAEROA	08/16/1960	Active	30	0	1	-3.23%	38	12	0	Y			07/2025		
37378	PAPAMOA	06/27/1979	Active	29	0	0	0.00%	26		2	Y		R	06/2025		
Exc Award (06/30/2023)																
23222	PIO PIO	08/25/1972	Active	23	0	0	0.00%	23		6	Y			07/2025		
154207	Pyes Pa Tauriko	04/18/2023	Active	34	1	2	-2.86%	31	7	0	Y		N	07/2025		
23224	RAGLAN	08/25/1972	Active	19	0	0	0.00%	19		14	Y	5		03/2024		
29752	REPOROA	08/06/1974	Active	26	0	0	0.00%	24		1	Y			03/2025		
32447	ROTORUA EAST	06/25/1976	Active	10	0	0	0.00%	8		1	Y			07/2025		
Exc Award (06/30/2018)																
52797	ROTORUA SULPHUR CITY	04/07/1992	Active	16	0	0	0.00%	17		0	Y	2	R	04/2024		
23227	TAHUNA & DISTRICTS L C	06/06/1973	Active	25	0	0	0.00%	27		1	Y		N	05/2023		
124149	Tamahere	02/09/2015	Active	23	0	0	0.00%	18		4	Y			03/2024		
Exc Award (06/30/2018)																
23228	TANEATUA	11/21/1966	Active	18	0	0	0.00%	20		1	Y	4				
36404	TAUPO LAKELAND	12/29/1978	Active	18	0	0	0.00%	17		1	Y	2	N	05/2025		
39562	TAUPO PAKEKE	03/05/1981	Active	25	1	1	0.00%	28	27	0	Y			06/2025		
62821	TAURANGA CITY SUNRISE	02/28/2000	Active	25	0	0	0.00%	24		1	Y	2	N	07/2025		
52524	TAURANGA HARBOUR	02/19/1992	Active	14	0	0	0.00%	15		0	Y			07/2025		
23201	TAURANGA MOANA	10/14/1965	Active	27	0	0	0.00%	33		1	Y			03/2023		
Exc Award (06/30/2016)																
23231	TE AROHA	05/22/1962	Active	25	1	0	4.17%	25		0	Y	2	N	02/2025		
59319	TE AROHA MOUNTAIN	04/01/1997	Active	21	1	0	5.00%	21		0	Y	2		07/2025		
23232	TE AWAMUTU	05/01/1961	Active	24	0	0	0.00%	24		0	Y		N	07/2025		
Exc Award (06/30/2024)																
23233	TE KUITI	09/17/1963	Active	11	0	0	0.00%	9		1	Y	2		03/2025		
Exc Award (06/30/2023)																
53684	TE PUKE KIWI COAST	09/17/1992	Active	30	0	0	0.00%	33		1	Y	2		07/2025		
53372	TEAWAMUTU ROSETOWN	06/15/1992	Active	30	0	0	0.00%	31		1	Y	2	N	07/2025		
Exc Award (06/30/2017)																



Club Health Assessment for District 202 L through July 2025

			Status	Membership						Reports				Finance	LCIF	
Club Number	Club Name	Charter Date	Times in Status Quo in Past 2 Years	Current Member Count **	YTD Members Added	YTD Members Dropped	YTD Net Growth% ***	Member Count 1 Year Ago	Dropped Members Avg.Length of Service	Months Since Membership Update	Current Officers Reported ****	Current President Repeated Term	VP Reported *****	Last Date Reported Service (mm/yyyy)	Account Balance	YTD Donations
23238	TIRAU	11/27/1973	Active	34	0	0	0.00%	31		1	Y	2	R	07/2025		
23239	TOKOROA	08/09/1962	Active	30	0	0	0.00%	30		1	Y			07/2022		
53130	TOKOROA & DIST L C	05/19/1992	Active	13	0	0	0.00%	15		4	Y			06/2025		
33186	TOKOROA CITY	12/31/1976	Active	34	0	0	0.00%	33		1	Y		N	06/2025		
Exc Award (06/30/2016, 06/30/2019)																
23241	WAIHI	09/29/1965	Active	42	0	0	0.00%	46		0	Y	3		07/2025		
Exc Award (06/30/2018, 06/30/2024)																
40376	WELCOME BAY L C	09/15/1981	Active	13	0	0	0.00%	18		1	Y	2		12/2024		
34228	WHAKATANE KOPEOPEO	06/28/1977	Active	23	0	0	0.00%	23		3	Y	2	N	07/2025		

Clubs Cancelled Previous Fiscal Year – Clubs Cancelled within last 12 months may be reinstated

Club Number	Club Name	Charter Date	Current Status*	Cancellation Date
35829	HAMILTON ST ANDREWS	06/14/1978	Cancelled(6*)	06/29/2025

Current Total Clubs Count	YTD New Clubs Count	YTD Cancelled Clubs Count	YTD Net Club Gain	Current Total Members Count	YTD Add	YTD Drop	YTD Net Growth	YTD Net Growth %	Member Count 12 Months Ago	Average Member Count Per Club	% of Clubs with less than 20 members	% No Officer Report in 12 Months	% of Clubs with balance 90+ days	Number of Clubs in Status Quo	% Status Quo Clubs in Financial Suspension	Number of Cancelled Clubs	Average Cancelled Club Age	Members Lost Due to Cancellation	% of Clubs Cancelled for Non-Financial Reasons
50	0	1	-1	1,240	4	10	-6	-0.48%	1,293	25	36%	2%	2%	0	0%	1	98	1	100%

* - P - Priority Club. Cancellation Reasons: 1-Objectives/conduct, 2-Non-active club, 5-Non-existing club, 6-Disbanding, 7-Merger, 8-Financial Suspension, 9-District/Multiple District Dues.

** Red denotes below 15 active members.

*** Red denotes 20% + loss.

**** Y - all 3 (President, Secretary, Treasurer) club officers reported, N - not all 3 reported.

***** Abbreviation: N-New, IP-Immediate Past, R-Repeat.



Club Health Assessment for District 202 M through July 2025

INTERNATIONAL

			Status	Membership						Reports					Finance	LCIF
Club Number	Club Name	Charter Date	Times in Status Quo in Past 2 Years	Current Member Count **	YTD Members Added	YTD Members Dropped	YTD Net Growth% ***	Member Count 1 Year Ago	Dropped Members Avg.Length of Service	Months Since Membership Update	Current Officers Reported ****	Current President Repeated Term	VP Reported *****	Last Date Reported Service (mm/yyyy)	Account Balance	YTD Donations
Clubs more than two years old																
32296	AOTEA RAILWAY	05/25/1976	Active	13	0	0	0.00%	10		0	Y			07/2025		
	Exc Award (06/30/2025)															
127747	Aotearoa	06/07/2016	Active	0	0	1	-100.00%	9	19	0	N	None		01/2024		
23156	CARTERTON	09/18/1969	Active	26	0	1	-3.70%	29	40	0	N			08/2024		
53016	CARTERTON CENTRAL	05/01/1992	Active	19	1	0	5.56%	20		0	Y		N	02/2024		
23157	DANNEVIRKE HOST	02/21/1962	Active	37	0	0	0.00%	38		0	Y		N	08/2024		
23159	EASTBOURNE	06/06/1972	Active	19	6	1	35.71%	14	1	0	Y	7	R	06/2025		
23163	GISBORNE HOST	09/18/1961	Active	17	0	0	0.00%	17		0	Y	2		07/2025		
	Exc Award (06/30/2023)															
32750	GISBORNE WAINUI	09/09/1976	Active	20	0	0	0.00%	22		0	Y	3		05/2025		
	Exc Award (06/30/2022)															
23165	GREYTOWN	11/13/1972	Active	28	0	0	0.00%	26		1	Y		N	03/2023		
23166	HASTINGS HOST	10/11/1961	Active	46	0	1	-2.13%	45	34	0	Y		N	06/2025		
52874	HASTINGS PIONEER	04/14/1992	Active	23	0	0	0.00%	31		0	Y			07/2025		
	Exc Award (06/30/2022, 06/30/2023)															
23168	JOHNSONVILLE	03/25/1969	Active	26	1	0	4.00%	22		0	N			07/2025		
	Exc Award (06/30/2018, 06/30/2023)															
66683	KAPAKAPANUI	10/09/2002	Active	18	0	1	-5.26%	19	22	0	Y		N	06/2025		
	Exc Award (06/30/2022, 06/30/2023)															
23254	KAPITI	05/16/1963	Active	22	0	0	0.00%	22		1	Y	7		12/2024		
	Exc Award (06/30/2024)															
41388	KAPITI PAKEKE	05/25/1982	Active	13	0	0	0.00%	11		0	Y		N	07/2025		
23169	KARORI	05/06/1969	Active	33	1	0	3.13%	31		0	Y	2	N	07/2025		
	Exc Award (06/30/2016, 06/30/2017, 06/30/2021, 06/30/2023)															
30619	LEVIN WAIIOPEHU	04/16/1975	Active	16	0	0	0.00%	17		0	N	None	N	03/2024		
23170	LOWER HUTT HOST	12/07/1960	Active	22	0	0	0.00%	24		0	Y	2	R	07/2025		
	Exc Award (06/30/2023, 06/30/2024)															
23258	MANA	12/12/1972	Active	34	0	0	0.00%	30		2	Y		N	07/2025		
	Exc Award (06/30/2016, 06/30/2018, 06/30/2023)															



Club Health Assessment for District 202 M through July 2025

			Status	Membership						Reports				Finance	LCIF	
Club Number	Club Name	Charter Date	Times in Status Quo in Past 2 Years	Current Member Count **	YTD Members Added	YTD Members Dropped	YTD Net Growth% ***	Member Count 1 Year Ago	Dropped Members Avg.Length of Service	Months Since Membership Update	Current Officers Reported ****	Current President Repeated Term	VP Reported *****	Last Date Reported Service (mm/yyyy)	Account Balance	YTD Donations
23173	MARTINBOROUGH	02/15/1966	Active	33	0	0	0.00%	38		0	Y		N	02/2023		
23172	MASTERTON HOST WAIPOUA	11/16/1957	Active	32	0	1	-3.03%	37	14	0	Y		N	07/2025		
23174	NAPIER HOST	07/19/1961	Active	22	0	0	0.00%	23		1	Y		N	05/2025		
53060	NAPIER SPIRIT	05/08/1992	Active	14	0	0	0.00%	20		0	Y			07/2025		
23177	NORSEWOOD	12/29/1972	Active	23	0	0	0.00%	23		0	Y			06/2024		
23178	PAHIATUA	03/06/1963	Active	17	0	0	0.00%	18		1	Y		R	10/2023		
53371	PAHIATUA & WOODVILLE T DIST LC	06/15/1992	Active	18	0	0	0.00%	17		3	Y		IP	06/2025		
23181	RIMUTAKA	09/29/1972	Active	15	0	0	0.00%	16		1	N		IP	05/2024		
29155	SILVERSTREAM	04/12/1974	Active	19	0	0	0.00%	23		1	Y		IP	07/2025		
Exc Award (06/30/2023)																
30744	TAKAPAU	05/12/1975	Active	25	0	0	0.00%	30		0	Y		N	10/2024		
23279	TAWA	02/16/1966	Active	18	0	0	0.00%	21		2	Y	2		06/2024		\$894.27
Exc Award (06/30/2016)																
23281	WAIKANAE	07/12/1973	Active	51	0	0	0.00%	53		1	Y		N	06/2025		
Exc Award (06/30/2023)																
23188	WAINUIOMATA	05/10/1965	Active	20	0	0	0.00%	20		4	Y	3		06/2025		
23189	WAIPAWA DISTRICT L C	05/16/1968	Active	22	0	0	0.00%	22		2	Y	2	N	05/2024		
53551	WAIROA LIGHTHOUSE	07/28/1992	Active	19	0	0	0.00%	22		0	Y		N	09/2024		
23196	WOODVILLE	06/13/1966	Active	28	0	2	-6.67%	33	19	0	Y			12/2022		

Clubs Cancelled Previous Fiscal Year – Clubs Cancelled within last 12 months may be reinstated

Club Number	Club Name	Charter Date	Current Status*	Cancellation Date
23192	WELLINGTON HOST	10/20/1958	Cancelled(6*)	08/29/2024
23194	WELLINGTON NORTH INC LC	05/16/1968	Cancelled(6*)	08/29/2024

Current Total Clubs Count	YTD New Clubs Count	YTD Cancelled Clubs Count	YTD Net Club Gain	Current Total Members Count	YTD Add	YTD Drop	YTD Net Growth	YTD Net Growth %	Member Count 12 Months Ago	Average Member Count Per Club	% of Clubs with less than 20 members	% No Officer Report in 12 Months	% of Clubs with balance 90+ days	Number of Clubs in Status Quo	% Status Quo Clubs in Financial Suspension	Number of Cancelled Clubs	Average Cancelled Club Age	Members Lost Due to Cancellation	% of Clubs Non-Financial Reasons
35	0	0	0	808	9	8	1	0.12%	853	23	43%	3%	0%	0	0%	0	0	0	0%



Club Health Assessment for District 202 M through July 2025

			Status		Membership				Reports				Finance	LCIF		
Club Number	Club Name	Charter Date	Times in Status Quo in Past 2 Years	Current Member Count **	YTD Members Added	YTD Members Dropped	YTD Net Growth% ***	Member Count 1 Year Ago	Dropped Members Avg.Length of Service	Months Since Membership Update	Current Officers Reported ****	Current President Repeated Term	VP Reported *****	Last Date Reported Service (mm/yyyy)	Account Balance	YTD Donations

* - P - Priority Club. Cancellation Reasons: 1-Objectives/conduct, 2-Non-active club, 5-Non-existing club, 6-Disbanding, 7-Merger, 8-Financial Suspension, 9-District/Multiple District Dues.

** Red denotes below 15 active members.

*** Red denotes 20% + loss.

**** Y - all 3 (President, Secretary, Treasurer) club officers reported, N - not all 3 reported.

***** Abbreviation: N-New, IP-Immediate Past, R-Repeat.



Club Health Assessment for District 307 A1 through July 2025

			Status	Membership						Reports					Finance	LCIF
Club Number	Club Name	Charter Date	Times in Status Quo in Past 2 Years	Current Member Count **	YTD Members Added	YTD Members Dropped	YTD Net Growth% ***	Member Count 1 Year Ago	Dropped Members Avg.Length of Service	Months Since Membership Update	Current Officers Reported ****	Current President Repeated Term	VP Reported *****	Last Date Reported Service (mm/yyyy)	Account Balance	YTD Donations
Clubs less than two years old																
157269	Jakarta Cosmo Bungo	03/01/2024	Active	41	0	0	0.00%	30		0	Y		N	06/2025		
Exc Award (06/30/2024, 06/30/2025)																
177403	Jakarta Cosmo Charis	08/16/2024	Active(1)	13	0	0	0.00%	0		1	Y	2		06/2025		
156927	Jakarta Cosmo Charm	02/20/2024	Active	17	0	0	0.00%	19		3	Y			11/2024		
179839	Jakarta Cosmo Light	12/04/2024	Active	11	1	0	10.00%	0		0	N	None		02/2025		
181357	Jakarta Cosmostellar Avengers	04/30/2025	Active	23	0	0	0.00%	0		0	Y	3	N	06/2025		
172765	Jakarta Cosmostellar Dynamic	08/01/2024	Active	15	0	1	-6.25%	0	6	0	Y	2		03/2025		
179589	Jakarta Cosmostellar Shining	11/13/2024	Active	19	2	0	11.76%	0		0	Y	2	N	07/2025		
185617	Jakarta Cosmostellar Tigacangkir	07/09/2025	Newly Chartered	21	21	0	100.00%	0		0	Y					
179584	Jakarta Duta Anjelier	11/26/2024	Active	24	0	0	0.00%	0		1	Y	2		06/2025		
179878	Jakarta El John	12/05/2024	Active	19	0	0	0.00%	0		1	Y	2	N	07/2025		
181303	Jakarta Gajah Mada	03/14/2025	Active	15	0	3	-16.67%	0	0	0	N	2				
186057	Jakarta Golden Phoenix	07/08/2025	Newly Chartered	21	21	0	100.00%	0		0	Y					
179840	Jakarta Janapati Jaya	12/04/2024	Active	10	3	8	-33.33%	0	1	0	Y			03/2025	90+ Days	
172022	Jakarta Kota Yudistia	06/05/2024	Active	8	0	0	0.00%	20		0	N					
179611	Jakarta Monas Heritage Auto	12/04/2024	Active	16	0	0	0.00%	0		2	Y	2		05/2025		
172228	Jakarta Monas Serenata	06/14/2024	Active(1)	1	0	0	0.00%	20		1	N	3				
178778	Jakarta Monas Summit Nine	09/26/2024	Active	20	0	0	0.00%	0		1	Y	2	N	06/2025		
156928	Jakarta Movast Dream	01/03/2024	Active	37	0	0	0.00%	20		0	Y			05/2025		
179621	Jakarta Movast Starlight	12/10/2024	Active	30	0	0	0.00%	0		1	Y	2	N	07/2025		
175535	Jakarta Padma Puri	08/06/2024	Active	17	0	0	0.00%	0		8	N			06/2025		
185665	Jakarta Pluit Karang	07/09/2025	Newly Chartered	21	21	0	100.00%	0		0	Y					
179803	Jakarta Saha Eta	12/11/2024	Active	22	0	0	0.00%	0		7	N	None		07/2025		
177945	Jakarta SIP	09/16/2024	Active(1)	20	0	0	0.00%	0		10	Y	2		05/2025		
178850	Jakarta Sofia Alessia	09/26/2024	Active	26	0	0	0.00%	0		1	Y	2	N	07/2025		



Club Health Assessment for District 307 A1 through July 2025

			Status	Membership						Reports				Finance	LCIF	
Club Number	Club Name	Charter Date	Times in Status Quo in Past 2 Years	Current Member Count **	YTD Members Added	YTD Members Dropped	YTD Net Growth% ***	Member Count 1 Year Ago	Dropped Members Avg.Length of Service	Months Since Membership Update	Current Officers Reported ****	Current President Repeated Term	VP Reported *****	Last Date Reported Service (mm/yyyy)	Account Balance	YTD Donations
186997	Jakarta Sofia Arista	07/11/2025	Newly Chartered	22	22	0	100.00%	0		0	Y		N	07/2025	90+ Days	\$2,012.50
185157	Jakarta Stridata	07/08/2025	Newly Chartered	20	20	0	100.00%	0		0	Y					
179739	Jakarta TARQ86	12/03/2024	Active	15	0	0	0.00%	0		0	N	None				
186078	Jakarta Via Solis Nova	07/09/2025	Newly Chartered	21	21	0	100.00%	0		0	Y					
172438	Jakarta Wardaya 70	06/21/2024	Active(1)	24	0	0	0.00%	14		1	Y			07/2025		
155964	Lampung Spirit of Humanity	09/26/2023	Active	21	1	0	5.00%	30		0	Y		N	04/2025		
179580	Palembang BARI	11/13/2024	Active	10	0	0	0.00%	0		1	N	2		06/2025		
Clubs more than two years old																
120602	Bandar Lampung	10/25/2013	Active	33	0	2	-5.71%	23	4	0	Y			02/2025	90+ Days	
	Exc Award (06/30/2017)															
67389	BATAM	03/03/2003	Active	94	0	0	0.00%	52		0	Y	2	N	06/2025		
	Exc Award (06/30/2022)															
87831	BATAM CENTRE	04/19/2005	Active	22	0	0	0.00%	21		1	Y	5	N	01/2025		
	Exc Award (06/30/2018)															
126854	Batam Mitra Raya	02/15/2016	Active	21	0	4	-16.00%	22	6	0	N	2	N	05/2025		
	Exc Award (06/30/2018)															
52908	JAKARTA ANJELIER	04/21/1992	Active	45	0	0	0.00%	39		7	Y	2		06/2025		
	Exc Award (06/30/2016, 06/30/2022)															
137698	JAKARTA ARKHA SRADDHA	03/19/2019	Active	4	0	1	-20.00%	5	7	0	N			09/2024		
154262	Jakarta Askara Buwana	04/27/2023	Active	12	1	0	9.09%	25		0	Y		N	02/2025		
103718	JAKARTA AYODYA	09/25/2008	Active	12	0	0	0.00%	15		1	Y		N	02/2025		
	Exc Award (06/03/2016, 06/30/2017, 06/30/2018, 06/30/2019, 06/30/2022)															
141152	Jakarta Barat Kedoya	03/10/2020	Active	10	1	0	11.11%	9		0	Y	2	R	06/2025		
	Exc Award (06/30/2022)															
125560	Jakarta Barat Melati	08/06/2015	Active	15	0	0	0.00%	18		0	Y		N	07/2025		
	Exc Award (06/30/2018, 06/30/2022)															
118501	JAKARTA BARAT SUNDA GADING	12/20/2012	Active	23	0	0	0.00%	9		1	Y	6	N	03/2025		
149923	Jakarta Beryl	02/16/2022	P- Active	5	0	0	0.00%	17		1	N	None		04/2025		



Club Health Assessment for District 307 A1 through July 2025

			Status	Membership					Reports				Finance		LCIF	
Club Number	Club Name	Charter Date	Times in Status Quo in Past 2 Years	Current Member Count **	YTD Members Added	YTD Members Dropped	YTD Net Growth% ***	Member Count 1 Year Ago	Dropped Members Avg.Length of Service	Months Since Membership Update	Current Officers Reported ****	Current President Repeated Term	VP Reported *****	Last Date Reported Service (mm/yyyy)	Account Balance	YTD Donations
148905	Jakarta Bunda Milenial	11/18/2021	Active	5	0	0	0.00%	6		0	Y	6		05/2025		
	Exc Award (06/30/2022)															
52799	JAKARTA CENDANA	04/01/1992	Active	51	0	0	0.00%	53		1	Y	2		07/2025		
	Exc Award (06/30/2016, 06/30/2017, 06/30/2018)															
128972	Jakarta Centennial Euthenia	09/21/2016	Active	16	0	0	0.00%	16		19	Y	10		07/2025		
134207	Jakarta Centennial Kelapa Gading City	03/23/2018	Active	8	0	0	0.00%	12		7	Y	4		06/2023		
134831	Jakarta Centennial Lotus	05/25/2018	Active	46	0	1	-2.13%	21	9	0	Y	2	N	06/2025		\$4,000.00
	Exc Award (06/30/2022)															
131220	Jakarta Centennial Manunggal MM2100	06/12/2017	Active(1)	15	0	0	0.00%	15		17	N	None		02/2025		
134391	Jakarta Centennial Monas Entrepreneur	04/12/2018	Active	15	0	0	0.00%	14		1	N	None		03/2025		
	Exc Award (06/30/2020)															
129332	Jakarta Centennial Monas Hang Tuah	11/07/2016	Active	26	0	0	0.00%	21		0	Y		N	07/2025	90+ Days	\$900.00
	Exc Award (06/30/2020, 06/30/2021, 06/30/2022, 06/30/2024)															
134069	Jakarta Centennial Monas Kalea	03/08/2018	Active	43	0	0	0.00%	39		0	Y		N	07/2025		\$1,000.00
	Exc Award (06/30/2020, 06/30/2022, 06/30/2023)															
132773	Jakarta Centennial Pucuk Palembang	09/27/2017	Active	9	0	0	0.00%	10		2	Y	7		01/2022		
129058	Jakarta Centennial Puri Cengkareng	10/04/2016	Active(2)	4	0	0	0.00%	4		1	Y			05/2022		
	Exc Award (06/30/2018)															
133865	Jakarta Centennial SMA 2 86	03/02/2018	Active	27	0	0	0.00%	27		1	N	4		05/2025		
86011	JAKARTA CITRA SURYA	03/29/2005	Active	21	10	0	90.91%	20		0	Y	2		12/2023		
	Exc Award (06/30/2018)															
154405	Jakarta Cosmo Cyber	05/19/2023	Active	44	0	0	0.00%	33		0	Y		N	07/2025		
	Exc Award (06/30/2024, 06/30/2025)															
67665	JAKARTA COSMOPOLITAN	04/21/2003	Active	48	0	0	0.00%	54		0	Y		N	07/2025		
	Exc Award (06/30/2016, 06/30/2019, 06/30/2020, 06/30/2021, 06/30/2022, 06/30/2023, 06/30/2024)															
143083	Jakarta Cosmostellar	09/28/2020	Active	48	0	0	0.00%	45		1	Y		N	07/2025		
	Exc Award (06/30/2021, 06/30/2022, 06/30/2023, 06/30/2024)															



Club Health Assessment for District 307 A1 through July 2025

			Status	Membership						Reports				Finance	LCIF	
Club Number	Club Name	Charter Date	Times in Status Quo in Past 2 Years	Current Member Count **	YTD Members Added	YTD Members Dropped	YTD Net Growth% ***	Member Count 1 Year Ago	Dropped Members Avg.Length of Service	Months Since Membership Update	Current Officers Reported ****	Current President Repeated Term	VP Reported *****	Last Date Reported Service (mm/yyyy)	Account Balance	YTD Donations
146030	Jakarta Elysium	05/05/2021	Active	16	1	0	6.67%	11		0	Y			10/2024		
139642	Jakarta Gading Cemara	08/21/2019	Active	20	0	0	0.00%	17		1	Y	2	R	05/2025		
105231	JAKARTA GREEN GARDEN	04/10/2009	Active	44	0	1	-2.22%	30	6	0	Y			07/2025		
Exc Award (06/30/2016, 06/30/2018, 06/30/2020, 06/30/2022, 06/30/2025)																
141836	Jakarta Happy Kanaya	06/24/2020	Active	22	2	0	10.00%	25		0	Y	2	N	07/2025		
Exc Award (06/30/2023, 06/30/2024)																
78053	JAKARTA HAYAM WURUK	01/14/2004	Active	20	0	0	0.00%	20		17	Y	9		07/2023		
150149	Jakarta Hippocrates	03/22/2022	Active(1)	16	0	0	0.00%	16		4	N	None		10/2024		
150018	Jakarta Iris	02/24/2022	Active	37	0	0	0.00%	16		1	N	5		04/2025		
148901	Jakarta Jaya	11/18/2021	Active(1)	3	0	0	0.00%	5		1	N	5		01/2025		
Exc Award (06/30/2022)																
42008	JAKARTA JAYA PLUIT INDAH	11/08/1982	Active	29	0	0	0.00%	24		5	Y			11/2024		
Exc Award (06/30/2016, 06/30/2017, 06/30/2018, 06/30/2023)																
148902	Jakarta Jaya Raya	11/18/2021	Active	2	0	0	0.00%	2		14	N	None		10/2023		
Exc Award (06/30/2022)																
48446	JAKARTA JAYA SUNTER AGUNG	04/12/1988	Active	50	4	0	8.70%	40		0	Y		N	07/2025		
Exc Award (06/30/2016, 06/30/2017, 06/30/2019, 06/30/2023)																
34695	JAKARTA JAYAKARTA	11/07/1977	Active	11	0	0	0.00%	11		3	Y			06/2025		
Exc Award (06/30/2018)																
151926	Jakarta Jet Ski Community	08/17/2022	Active(2)	24	0	0	0.00%	24		18	N	None		08/2023		
152178	Jakarta Kalea Sofia Mehar	08/05/2022	Active	34	1	1	0.00%	32	3	0	Y		N	06/2025		
Exc Award (06/30/2024, 06/30/2025)																
47686	JAKARTA KARTINI	08/24/1987	Active	12	0	0	0.00%	19		0	Y		N	07/2025		
Exc Award (06/30/2016)																
66666	JAKARTA KELAPA GADING ASRI	09/25/2002	Active	23	0	0	0.00%	29		1	Y		N	12/2024		\$2,012.50
Exc Award (06/30/2017, 06/30/2018)																
136372	Jakarta Kelapa Gading Boulevard LW	09/06/2018	Active	7	0	0	0.00%	8		11	N	None		07/2024		
119917	Jakarta Kelapa Gading Jaya	07/05/2013	Active	14	0	0	0.00%	14		0	Y			01/2025		
Exc Award (06/30/2017, 06/30/2018, 06/30/2022)																



Club Health Assessment for District 307 A1 through July 2025

			Status	Membership					Reports				Finance	LCIF				
Club Number	Club Name	Charter Date	Times in Status Quo in Past 2 Years	Current Member Count **	YTD Members Added	YTD Members Dropped	YTD Net Growth% ***	Member Count 1 Year Ago	Dropped Members Avg.Length of Service	Months Since Membership Update	Current Officers Reported ****	Current President Repeated Term	VP Reported *****	Last Date Reported Service (mm/yyyy)	Account Balance	YTD Donations		
151179	Jakarta Khandra	06/10/2022	Active	36	0	0	0.00%	20		0	Y	2	R	07/2025	90+ Days	\$5,000.00		
	Exc Award (06/30/2023)																	
49780	JAKARTA KHARISMA	07/20/1989	Active	36	0	0	0.00%	28		1	Y	2	R	07/2025				
	Exc Award (06/30/2016, 06/30/2017, 06/30/2018, 06/30/2021, 06/30/2022, 06/30/2025)																	
30916	JAKARTA KOTA ZENITH	06/13/1975	Active	20	0	0	0.00%	20		13	Y	2		06/2025				
	Exc Award (06/30/2017)																	
110175	JAKARTA MAGNOLIA THE LEADERS	02/01/2011	Active	14	0	0	0.00%	23		0	Y	2		04/2025				
	Exc Award (06/30/2016)																	
106851	JAKARTA MEDIKA MEDIA	11/10/2009	Active	35	0	0	0.00%	32		1	Y		R	06/2025				
	Exc Award (06/30/2016, 06/30/2018, 06/30/2022, 06/30/2023)																	
84155	JAKARTA MENTENG	09/15/2004	Active	25	2	0	8.70%	22		0	Y		R	07/2025				
	Exc Award (06/30/2018)																	
128612	Jakarta Meruya Bintang	08/15/2016	Active	13	0	0	0.00%	16		2	Y	3		06/2025				
	Exc Award (06/30/2018)																	
124294	Jakarta Meruya Sehati	03/05/2015	Active	10	0	0	0.00%	10		14	Y	3		10/2024				
	Exc Award (06/30/2016, 06/30/2017, 06/30/2018)																	
27943	JAKARTA METROPOLITAN	09/17/1971	Active	25	0	0	0.00%	23		0	Y			06/2025				
	Exc Award (06/30/2020, 06/30/2022)																	
127254	Jakarta Millennium Manunggal	04/08/2016	Active	31	0	1	-3.13%	32	1	0	Y		N	10/2024				
	Exc Award (06/30/2018, 06/30/2022)																	
127610	Jakarta Millennium Sutera	06/08/2016	Active	58	0	0	0.00%	56		2	Y	2	R	06/2025				
	Exc Award (06/30/2017, 06/30/2018, 06/30/2024)																	
36616	JAKARTA MONAS	02/13/1979	Active	21	0	0	0.00%	21		1	Y		N	06/2025				
	Exc Award (06/30/2016, 06/30/2017, 06/30/2018, 06/30/2019)																	
150184	Jakarta Monas Blessings	04/20/2022	Active	45	0	0	0.00%	31		1	Y		N	07/2025	90+ Days			
	Exc Award (06/30/2023)																	
108407	JAKARTA MONAS GREEN	05/24/2010	Active	27	0	0	0.00%	28		1	N	None		07/2025				
	Exc Award (06/30/2018, 06/30/2021)																	
139574	Jakarta Monas Heritage	08/19/2019	Active	33	0	0	0.00%	24		2	Y		R	07/2025				



Club Health Assessment for District 307 A1 through July 2025

			Status	Membership						Reports				Finance	LCIF	
Club Number	Club Name	Charter Date	Times in Status Quo in Past 2 Years	Current Member Count **	YTD Members Added	YTD Members Dropped	YTD Net Growth% ***	Member Count 1 Year Ago	Dropped Members Avg.Length of Service	Months Since Membership Update	Current Officers Reported ****	Current President Repeated Term	VP Reported *****	Last Date Reported Service (mm/yyyy)	Account Balance	YTD Donations
Exc Award (06/30/2020, 06/30/2021, 06/30/2023)																
148707	Jakarta Monas Hope	10/27/2021	Active	43	1	0	2.38%	30		0	Y		N	05/2025		
Exc Award (06/30/2022)																
121484	Jakarta Monas Kalingga	02/28/2014	Active	58	0	0	0.00%	53		1	Y		R	07/2025		
Exc Award (06/30/2018, 06/30/2020, 06/30/2021, 06/30/2022, 06/30/2023, 06/30/2024)																
150736	Jakarta Monas Kalingga Sunshine	06/09/2022	Active	28	2	1	3.70%	26	2	0	Y		R	07/2025		
151824	Jakarta Monas Lilydani	07/27/2022	Active	12	0	0	0.00%	17		2	Y			07/2025		
Exc Award (06/30/2023, 06/30/2024)																
136007	Jakarta Monas Movast	07/23/2018	Active	73	0	0	0.00%	72		2	Y		N	07/2025		\$2,000.00
Exc Award (06/30/2022, 06/30/2024, 06/30/2025)																
155240	Jakarta Monas Serenia	07/28/2023	Active	10	0	0	0.00%	23		1	N	None		12/2024		
Exc Award (06/30/2024)																
123642	Jakarta Monas Summit	11/18/2014	Active	41	0	0	0.00%	28		1	Y		N	07/2025		
Exc Award (06/30/2022, 06/30/2023, 06/30/2024)																
154301	Jakarta Movast Flash	05/04/2023	Active	35	0	0	0.00%	23		2	N			07/2025		
Exc Award (06/30/2025)																
49256	JAKARTA PARAMITRA	02/24/1989	Active	38	0	0	0.00%	38		1	Y	2	N	07/2025		
Exc Award (06/30/2017, 06/30/2018, 06/30/2022)																
154393	Jakarta Passion	05/15/2023	Active(1)	29	0	0	0.00%	29		13	Y	4		08/2023		
146254	Jakarta PIK Northstar	05/20/2021	Active	19	0	0	0.00%	16		1	Y			06/2025		
64797	JAKARTA PURI INDAH	11/27/2001	Active(1)	59	23	0	63.89%	66		0	N	2	R	07/2025		\$2,000.00
Exc Award (06/30/2017, 06/30/2019, 06/30/2024)																
129386	Jakarta Pusat Centennial Daneswara	11/09/2016	Active	40	0	0	0.00%	29		1	Y			12/2024		
Exc Award (06/30/2022, 06/30/2023)																
132752	Jakarta Pusat Centennial Flamboyan	09/29/2017	Active(1)	6	0	0	0.00%	11		1	Y		R	09/2024		
134044	Jakarta Pusat Centennial Terra	03/08/2018	Active	31	1	1	0.00%	29	11	0	Y		N	06/2025		
Exc Award (06/30/2020, 06/30/2021, 06/30/2022)																



Club Health Assessment for District 307 A1 through July 2025

			Status	Membership						Reports				Finance	LCIF	
Club Number	Club Name	Charter Date	Times in Status Quo in Past 2 Years	Current Member Count **	YTD Members Added	YTD Members Dropped	YTD Net Growth% ***	Member Count 1 Year Ago	Dropped Members Avg.Length of Service	Months Since Membership Update	Current Officers Reported ****	Current President Repeated Term	VP Reported *****	Last Date Reported Service (mm/yyyy)	Account Balance	YTD Donations
115406	JAKARTA PUSAT JAYAKARTA JAYA Exc Award (06/30/2018, 06/30/2020)	10/28/2011	Active	10	0	0	0.00%	11		0	Y	2		10/2024	90+ Days	
144239	Jakarta Pusat Maheswara	12/21/2020	Active	4	0	0	0.00%	9		1	N	None		01/2024		
117744	JAKARTA PUSAT MONAS MILLENIUM Exc Award (06/30/2016, 06/30/2017, 06/30/2018)	08/28/2012	Active(2)	20	0	0	0.00%	13		1	N	None		05/2025		
125561	Jakarta Pusat PS3I	08/07/2015	Active	16	0	0	0.00%	12		1	Y			04/2025		
139580	Jakarta Pusat Trojans Exc Award (06/30/2020, 06/30/2021, 06/30/2022, 06/30/2023, 06/30/2024)	09/30/2019	Active	23	0	0	0.00%	23		0	Y			07/2025		
148368	Jakarta Raya	10/10/2021	Active(1)	5	0	0	0.00%	5		16	Y	2		02/2025		
148880	Jakarta Regina Pacis	11/18/2021	Active	15	0	0	0.00%	19		1	Y	2		06/2025		
150850	Jakarta Sedulur Bunda Milenial	05/16/2022	Active	1	0	0	0.00%	6		0	N	6		04/2024		
149988	Jakarta Sentosa	02/22/2022	Active	40	0	0	0.00%	9		1	N	5	N	07/2022		
149017	Jakarta Stellar Light	11/18/2021	Active	15	1	1	0.00%	12	4	0	Y			04/2025		
65147	JAKARTA TAMAN ANGGREK Exc Award (06/03/2018, 06/30/2017, 06/30/2023, 06/30/2024)	03/26/2002	Active	65	59	0	983.33%	73		0	Y			02/2024		
40678	JAKARTA TOMANG	12/10/1981	Active	11	0	0	0.00%	3		1	Y	2	N	06/2025		
103801	JAMBI Exc Award (06/30/2016)	10/14/2008	Active	22	0	0	0.00%	27		2	Y			07/2025		
129889	Jambi Centennial Angso Duo Exc Award (06/30/2018)	02/22/2017	Active(1)	13	0	0	0.00%	16		1	Y			07/2025		
120601	Jambi Signinjai Exc Award (06/30/2016, 06/30/2022)	10/25/2013	Active	14	0	0	0.00%	19		0	Y		N	07/2025		
148575	Palembang Cyber World	10/08/2021	Active(1)	14	0	10	-41.67%	6	0	0	Y	2		04/2025		
78939	PALEMBANG KOTA	04/29/2004	Active	31	0	0	0.00%	29		1	Y			01/2025		
140146	Pangkalpinang Smile	10/29/2019	Active	29	0	0	0.00%	25		8	N	None		09/2024		

Clubs Cancelled Previous Fiscal Year – Clubs Cancelled within last 12 months may be reinstated

Club Number	Club Name	Charter Date	Current Status*	Cancellation Date
-------------	-----------	--------------	-----------------	-------------------



Club Health Assessment for District 307 A1 through July 2025

INTERNATIONAL

Club Number	Club Name	Charter Date	Status	Membership						Reports				Finance	LCIF				
			Times in Status Quo in Past 2 Years	Current Member Count **	YTD Members Added	YTD Members Dropped	YTD Net Growth% ***	Member Count 1 Year Ago	Dropped Members Avg.Length of Service	Months Since Membership Update	Current Officers Reported ****	Current President Repeated Term	VP Reported *****	Last Date Reported Service (mm/yyyy)	Account Balance	YTD Donations			
124743	Batam Metro	04/28/2015	Cancelled(7*)	06/29/2025															
108211	BATAM TOURISM	04/26/2010	Cancelled(7*)	06/29/2025															
78123	BINTAN	01/26/2004	Cancelled(8*)	01/29/2025															
132976	Jakarta Centennial Batavia	10/27/2017	Cancelled(8*)	06/29/2025															
139643	Jakarta Kencana Kirana	08/22/2019	Cancelled(8*)	12/30/2024															
148787	Jakarta Madhava	11/10/2021	Cancelled(8*)	06/29/2025															
126791	Jakarta Mangga Dua Jaya	02/18/2016	Cancelled(6*)	08/29/2024															
Current Total Clubs Count	YTD New Clubs Count	YTD Cancelled Clubs Count	YTD Net Club Gain	Current Total Members Count	YTD Add	YTD Drop	YTD Net Growth	YTD Net Growth %	Member Count 12 Months Ago	Average Member Count Per Club	% of Clubs with less than 20 members	% No Officer Report in 12 Months	% of Clubs with balance 90+ days	Number of Clubs in Status Quo	% Status Quo Clubs in Financial Suspension	Number of Cancelled Clubs	Average Cancelled Club Age	Members Lost Due to Cancellation	% of Clubs Cancelled for Non-Financial Reasons
125	6	0	6	3,005	242	36	206	7.36%	2,334	24	42%	6%	6%	0	0%	0	0	0	0%

* - P - Priority Club. Cancellation Reasons: 1-Objectives/conduct, 2-Non-active club, 5-Non-existing club, 6-Disbanding, 7-Merger, 8-Financial Suspension, 9-District/Multiple District Dues.

** Red denotes below 15 active members.

*** Red denotes 20% + loss.

**** Y - all 3 (President, Secretary, Treasurer) club officers reported, N - not all 3 reported.

***** Abbreviation: N-New, IP-Immediate Past, R-Repeat.



Club Health Assessment for District 307 A2 through July 2025

			Status	Membership						Reports				Finance	LCIF	
Club Number	Club Name	Charter Date	Times in Status Quo in Past 2 Years	Current Member Count **	YTD Members Added	YTD Members Dropped	YTD Net Growth% ***	Member Count 1 Year Ago	Dropped Members Avg.Length of Service	Months Since Membership Update	Current Officers Reported ****	Current President Repeated Term	VP Reported *****	Last Date Reported Service (mm/yyyy)	Account Balance	YTD Donations
Clubs less than two years old																
181594	Aceh Tamiang Host	04/22/2025	Active	18	0	0	0.00%	0		1	Y	2				
182691	BAGAN HOST	06/10/2025	Newly Chartered	15	0	0	0.00%	0		1	Y	2				
171794	Dumai Host	05/29/2024	Active	13	0	0	0.00%	24		1	Y	3		05/2025		
182337	Duri Mabess	06/11/2025	Newly Chartered	15	0	0	0.00%	0		1	Y	2				
171792	Duri Prima	05/21/2024	Active	26	0	2	-7.14%	23	1	0	Y	3	N	05/2025		
186762	Medan Bahtera	07/09/2025	Newly Chartered	20	20	0	100.00%	0		0	Y					
180138	Medan Bintang	01/16/2025	Active	30	0	0	0.00%	0		1	Y	2	R	02/2025		
157833	Medan Bone Fide Kirana	05/20/2024	Active	21	0	0	0.00%	21		2	N	None	N	07/2025		
185858	Medan Cendekia	07/08/2025	Newly Chartered	27	27	0	100.00%	0		0	Y					
155965	Medan Central Society	09/26/2023	Status Quo(1)	17	0	0	0.00%	22		5	N	None		10/2024	90+ Days	
182046	Medan Dentistry	05/08/2025	Newly Chartered	31	0	0	0.00%	0		1	Y	2				
182111	Medan Eco Cipta Karya	06/12/2025	Newly Chartered	28	0	1	-3.45%	0	2	0	Y	2	N	07/2025		
176794	Medan Eka Bersinar	08/27/2024	Active	20	0	0	0.00%	0		1	Y	2		11/2024		
176429	Medan Farmaca	08/16/2024	Active	20	0	0	0.00%	0		7	Y			07/2025	90+ Days	
176046	Medan Galaxy	08/12/2024	Active(1)	20	0	0	0.00%	0		0	Y	2	N			
177711	Medan Golden Lumina	09/13/2024	Active	20	0	0	0.00%	0		3	Y	2		06/2025		
171274	Medan Golden Metafora	05/20/2024	Active	20	0	0	0.00%	21		1	N		N	04/2025		
180495	Medan HWG	02/12/2025	Active	20	0	0	0.00%	0		5	Y	2			90+ Days	
176962	Medan KSK	08/12/2024	Active	19	0	0	0.00%	0		1	Y	2	N	03/2025		
172280	MEDAN LP3I	06/20/2024	Active	25	0	0	0.00%	27		1	N	None				
185975	Medan Lucky Star	07/07/2025	Newly Chartered	22	22	0	100.00%	0		0	Y			07/2025		
186779	Medan Malibu Stars	07/09/2025	Newly Chartered	16	16	0	100.00%	0		0	Y					
181583	Medan Mikroskil	04/24/2025	Active	25	0	0	0.00%	0		3	Y	2			90+ Days	



Club Health Assessment for District 307 A2 through July 2025

			Status	Membership						Reports					Finance	LCIF
Club Number	Club Name	Charter Date	Times in Status Quo in Past 2 Years	Current Member Count **	YTD Members Added	YTD Members Dropped	YTD Net Growth% ***	Member Count 1 Year Ago	Dropped Members Avg.Length of Service	Months Since Membership Update	Current Officers Reported ****	Current President Repeated Term	VP Reported *****	Last Date Reported Service (mm/yyyy)	Account Balance	YTD Donations
171647	Medan Politeknik Ganesha	06/03/2024	Active(1)	35	0	0	0.00%	24		1	N					
157781	Medan Pro Bono Kirana	05/13/2024	Active	40	0	0	0.00%	31		2	Y	3	N	07/2025		
155503	Medan Pro Justicia	08/14/2023	Active(1)	26	0	0	0.00%	24		1	Y		N	07/2025		
	Exc Award (06/30/2024)															
156860	Medan Profesional	01/30/2024	Active	24	3	1	9.09%	32	1	0	Y			07/2025		
182836	Medan Punak	06/19/2025	Newly Chartered	15	0	0	0.00%	0		1	Y	2				
185165	Medan Raya Business	07/07/2025	Newly Chartered	20	21	1	100.00%	0	0	0	Y			07/2025		
178713	Medan Regina Maris Hospital	09/30/2024	Active(1)	24	0	5	-17.24%	0	1	0	Y	2	R	05/2025		
182790	Medan SATRIA	06/30/2025	Newly Chartered	21	1	0	5.00%	0		0	Y	2		07/2025		
181786	Medan Sport	04/22/2025	Active	44	0	0	0.00%	0		3	Y	2		07/2025	90+ Days	
155903	Medan UMI Medical	09/22/2023	Active	42	0	0	0.00%	27		4	Y	3		11/2024	90+ Days	
182312	Medan Umi Wellness	06/14/2025	Newly Chartered	34	0	0	0.00%	0		1	Y	2				
181648	Medan Victory	04/30/2025	Active	20	0	0	0.00%	0		0	Y	3				
171387	Medan Vision	06/05/2024	Active(1)	22	0	0	0.00%	20		1	Y			06/2025		
182529	Meulaboh Host	06/12/2025	Newly Chartered	16	0	0	0.00%	0		0	Y	2		07/2025		
158001	Padang Badunsanak	05/28/2024	Active	15	0	0	0.00%	20		1	Y			11/2024		
156644	Padang Rancak Bana	12/04/2023	Active	24	0	0	0.00%	29		1	Y			01/2025		
	Exc Award (06/30/2024)															
157979	Padang Squad	05/22/2024	Active	17	0	0	0.00%	20		7	Y			03/2025		
156917	Pekanbaru Awal Bros	12/19/2023	Active(1)	20	0	0	0.00%	20		1	Y	3		08/2024		
187008	Pekanbaru Bermarwah Prima	07/11/2025	Newly Chartered	15	15	0	100.00%	0		0	Y					
182693	Pekanbaru Bersama	06/11/2025	Newly Chartered	16	0	0	0.00%	0		1	Y	2				
182100	Pekanbaru Bro & Sis Prima	05/06/2025	Newly Chartered	20	0	0	0.00%	0		2	Y	2				
181900	Pekanbaru Cinta Damai	05/07/2025	Newly Chartered	24	0	0	0.00%	0		2	Y	2				



Club Health Assessment for District 307 A2 through July 2025

			Status	Membership					Reports					Finance	LCIF	
Club Number	Club Name	Charter Date	Times in Status Quo in Past 2 Years	Current Member Count **	YTD Members Added	YTD Members Dropped	YTD Net Growth% ***	Member Count 1 Year Ago	Dropped Members Avg.Length of Service	Months Since Membership Update	Current Officers Reported ****	Current President Repeated Term	VP Reported *****	Last Date Reported Service (mm/yyyy)	Account Balance	YTD Donations
187014	Pekanbaru Fighter Prima	07/11/2025	Newly Chartered	15	15	0	100.00%	0		0	Y					
155720	Pekanbaru Madani	08/31/2023	Active	36	0	0	0.00%	25		1	Y		R	06/2025		
155719	Pekanbaru Phoenix Glory	08/17/2023	Active	11	0	0	0.00%	20		1	Y	2		06/2025		
187090	Pekanbaru Selasih Menyatu Prima	07/12/2025	Newly Chartered	15	15	0	100.00%	0		0	Y					
Clubs more than two years old																
106602	BINJAI SEJATI Exc Award (06/30/2016, 06/30/2017, 06/30/2018, 06/30/2020, 06/30/2023, 06/30/2024)	09/14/2009	Active	29	0	0	0.00%	28		7	Y			05/2025		\$2,000.00
149548	Indrapura Host Exc Award (06/30/2023, 06/30/2024)	02/15/2022	Active	31	0	0	0.00%	27		0	Y			06/2025	90+ Days	
154390	Karo Simalem Jaya Exc Award (06/30/2024)	05/19/2023	Active	21	0	0	0.00%	21		9	Y	2		07/2025		
148204	Kisaran Golden Sempurna Exc Award (06/30/2022, 06/30/2023)	09/03/2021	Active	12	0	0	0.00%	22		1	Y	2		07/2024		
27944	MEDAN Exc Award (06/30/2016, 06/30/2017, 06/30/2018, 06/30/2020, 06/30/2022)	05/09/1972	Active	40	0	0	0.00%	51		0	Y	2	N	07/2025		
101402	MEDAN ALUMNI 87 Exc Award (06/30/2016, 06/30/2017, 06/30/2018, 06/30/2020)	02/26/2008	Active	79	0	0	0.00%	76		1	Y		N	07/2025		\$8,000.00
123899	Medan Alumni Binjai Exc Award (06/30/2017, 06/30/2018, 06/30/2024)	12/30/2014	Active	21	0	0	0.00%	24		1	Y		N	07/2025		\$1,000.00
126551	Medan Alumni Darma Agung Exc Award (06/30/2017, 06/30/2018, 06/30/2020, 06/30/2021, 06/30/2022, 06/30/2023, 06/30/2024)	02/02/2016	Active	52	0	0	0.00%	64		1	Y			04/2025		\$1,000.00
136080	Medan Alumni Husni Thamrin Exc Award (06/30/2021, 06/30/2023, 06/30/2024)	08/23/2018	Active	18	0	9	-33.33%	24	3	0	Y		N	06/2025		
118969	MEDAN ALUMNI SUTOMO Exc Award (06/30/2018, 06/30/2020, 06/30/2021, 06/30/2022, 06/30/2023)	04/01/2013	Active	34	0	0	0.00%	33		0	Y			05/2025		



Club Health Assessment for District 307 A2 through July 2025

			Status	Membership					Reports				Finance		LCIF	
Club Number	Club Name	Charter Date	Times in Status Quo in Past 2 Years	Current Member Count **	YTD Members Added	YTD Members Dropped	YTD Net Growth% ***	Member Count 1 Year Ago	Dropped Members Avg.Length of Service	Months Since Membership Update	Current Officers Reported ****	Current President Repeated Term	VP Reported *****	Last Date Reported Service (mm/yyyy)	Account Balance	YTD Donations
56029	MEDAN ANGKASA	08/03/1994	Active	79	0	0	0.00%	72		0	Y		N	05/2025		\$3,000.00
	Exc Award (06/30/2016, 06/30/2017, 06/30/2018, 06/30/2020, 06/30/2024)															
56649	MEDAN ANGSA PURA	03/13/1995	Active	42	0	0	0.00%	32		1	Y	3		07/2025	90+ Days	
	Exc Award (06/30/2016, 06/30/2017, 06/30/2018, 06/30/2020, 06/30/2024)															
121504	Medan Angsapura Jaya	03/05/2014	Active	61	0	4	-6.15%	54	2	0	Y		R	07/2025		
	Exc Award (06/30/2016, 06/30/2017, 06/30/2018, 06/30/2020, 06/30/2021, 06/30/2023, 06/30/2024)															
126470	Medan Aryaguna	02/09/2016	Active	55	0	0	0.00%	55		1	Y	2		07/2025		\$50.00
	Exc Award (06/30/2017, 06/30/2018, 06/30/2020, 06/30/2021, 06/30/2022, 06/30/2023, 06/30/2024)															
145777	Medan Aston Jaya	05/21/2021	Active	9	0	0	0.00%	21		1	Y	2		05/2025		
	Exc Award (06/30/2024)															
155443	Medan Avyanna	07/25/2023	Active	40	0	0	0.00%	38		0	Y		N	07/2025	90+ Days	
	Exc Award (06/30/2024)															
136103	Medan Bankers	08/07/2018	Active	47	7	5	4.44%	37	4	0	Y		N	06/2025		\$1,000.00
	Exc Award (06/30/2020, 06/30/2021, 06/30/2023, 06/30/2024)															
138240	Medan Bankers Charity	06/07/2019	Active	65	0	0	0.00%	56		1	Y		N	06/2025	90+ Days	
	Exc Award (06/30/2020, 06/30/2021, 06/30/2022, 06/30/2024)															
110355	MEDAN BUSINESS CENTRE	02/14/2011	Active	53	0	0	0.00%	73		0	Y			07/2025		
	Exc Award (06/30/2016, 06/30/2017, 06/30/2018, 06/30/2024)															
128649	Medan Cambridge	08/17/2016	Active	30	2	5	-9.09%	36	3	0	Y		N	07/2025		
	Exc Award (06/30/2020, 06/30/2023, 06/30/2024)															
143843	Medan Capital Market	12/18/2020	Active	25	0	0	0.00%	20		4	Y			07/2025	90+ Days	
	Exc Award (06/30/2024)															
87970	MEDAN CEMARA	05/05/2005	Active	27	0	0	0.00%	32		1	Y	2	R	07/2025		
	Exc Award (06/30/2017, 06/30/2018, 06/30/2020, 06/30/2021)															
130307	Medan Centennial Diamond	03/08/2017	Active	78	0	0	0.00%	58		0	Y			02/2025	90+ Days	\$1,000.00
	Exc Award (06/30/2018, 06/30/2020, 06/30/2022, 06/30/2023, 06/30/2024)															



Club Health Assessment for District 307 A2 through July 2025

			Status	Membership					Reports					Finance		LCIF
Club Number	Club Name	Charter Date	Times in Status Quo in Past 2 Years	Current Member Count **	YTD Members Added	YTD Members Dropped	YTD Net Growth% ***	Member Count 1 Year Ago	Dropped Members Avg.Length of Service	Months Since Membership Update	Current Officers Reported ****	Current President Repeated Term	VP Reported *****	Last Date Reported Service (mm/yyyy)	Account Balance	YTD Donations
130879	Medan Centennial Titans	05/15/2017	Active	24	0	0	0.00%	29		0	Y			06/2025		\$1,000.00
	Exc Award (06/30/2020, 06/30/2023)															
118850	MEDAN CHAKRA	03/26/2013	Active	66	0	0	0.00%	63		0	Y		R	07/2025		\$50.00
	Exc Award (06/30/2016, 06/30/2017, 06/30/2018, 06/30/2020, 06/30/2023)															
136393	Medan Champion	09/27/2018	Active	30	0	0	0.00%	11		1	Y			06/2025		
	Exc Award (06/30/2021, 06/30/2022, 06/30/2023)															
37645	MEDAN DELI	10/31/1979	Active	72	0	0	0.00%	67		0	Y		N	07/2025		
	Exc Award (06/30/2016, 06/30/2017, 06/30/2023)															
117849	MEDAN EKA PRASETYA CAMPUS	09/26/2012	Active	20	4	5	-4.76%	21	4	0	Y		N	05/2025		
	Exc Award (06/30/2021, 06/30/2022)															
128481	Medan Finance	08/03/2016	Active	55	0	0	0.00%	45		0	Y		N	07/2025		\$1,000.00
	Exc Award (06/30/2017, 06/30/2018, 06/30/2020, 06/30/2021, 06/30/2022)															
106937	MEDAN FORTUNE DODO	11/24/2009	Active	22	0	0	0.00%	22		1	Y	2		11/2024		
	Exc Award (06/30/2016, 06/30/2018, 06/30/2020)															
115415	MEDAN FORTUNE UNIVERSAL	10/28/2011	Active	22	0	0	0.00%	25		1	Y	2		07/2025		
	Exc Award (06/30/2016, 06/30/2017, 06/30/2018, 06/30/2020, 06/30/2023)															
52360	MEDAN GARUDA	12/26/1991	Active(1)	11	0	0	0.00%	14		1	N	4		12/2024		
	Exc Award (06/30/2016, 06/30/2018)															
154910	Medan Golden Cendekia	06/20/2023	Active	4	1	23	-84.62%	23	1	0	Y			05/2025		
	Exc Award (06/30/2024)															
120934	Medan Golden Estate	12/12/2013	Active	27	0	0	0.00%	30		1	Y		R	07/2025		
	Exc Award (06/30/2018, 06/30/2021, 06/30/2022, 06/30/2023, 06/30/2024)															
136524	Medan Grace	10/25/2018	Active	42	0	0	0.00%	28		1	Y		R	07/2025		\$1,000.00
	Exc Award (06/30/2021, 06/30/2023, 06/30/2024)															
127749	Medan Graha Harmoni	06/08/2016	Active	52	0	0	0.00%	52		0	Y	2		06/2025		
	Exc Award (06/30/2018, 06/30/2021, 06/30/2023)															
67266	MEDAN GRAHA HELVETIA NEW CENTURY	02/19/2003	Active	14	0	0	0.00%	15		1	Y	2		09/2024		



Club Health Assessment for District 307 A2 through July 2025

			Status	Membership					Reports					Finance		LCIF
Club Number	Club Name	Charter Date	Times in Status Quo in Past 2 Years	Current Member Count **	YTD Members Added	YTD Members Dropped	YTD Net Growth% ***	Member Count 1 Year Ago	Dropped Members Avg.Length of Service	Months Since Membership Update	Current Officers Reported ****	Current President Repeated Term	VP Reported *****	Last Date Reported Service (mm/yyyy)	Account Balance	YTD Donations
Exc Award (06/30/2017, 06/30/2018, 06/30/2020, 06/30/2021, 06/30/2022)																
139546	Medan Hang Kesturi	09/12/2019	Active	41	0	0	0.00%	20		1	Y	2		07/2025	90+ Days	
Exc Award (06/30/2021, 06/30/2023)																
141076	Medan Happy	05/28/2020	Active	31	0	0	0.00%	12		1	Y	2	R	07/2025	90+ Days	
Exc Award (06/30/2021)																
146808	Medan Infinity	06/17/2021	Active	25	1	0	4.17%	30		0	Y		N	07/2025		
Exc Award (06/30/2022, 06/30/2024)																
66639	MEDAN JOHOR	09/25/2002	Active	36	0	0	0.00%	37		6	Y	5		06/2025		
Exc Award (06/30/2016, 06/30/2018, 06/30/2020, 06/30/2023, 06/30/2024)																
82743	MEDAN KARTINI	06/23/2004	Active	60	0	0	0.00%	50		0	Y			07/2025		
Exc Award (06/30/2016, 06/30/2017, 06/30/2018)																
118588	MEDAN KASUARI	01/14/2013	Active	31	0	0	0.00%	30		1	Y			07/2025		
Exc Award (06/30/2018, 06/30/2022, 06/30/2023, 06/30/2024)																
141642	Medan Kayana	06/18/2020	Active	23	0	1	-4.17%	23	4	0	Y		N	05/2025		
Exc Award (06/30/2023)																
67633	MEDAN KESAWAN NEW CENTURY	04/03/2003	Active	49	0	0	0.00%	48		0	Y		N	07/2025		\$50.00
Exc Award (06/30/2016, 06/30/2017, 06/30/2018, 06/30/2020, 06/30/2022, 06/30/2023)																
151858	Medan Kita	07/27/2022	Active	21	0	0	0.00%	21		1	Y			07/2025		
Exc Award (06/30/2024)																
67708	MEDAN KOTA	04/07/2003	Active	65	0	0	0.00%	55		1	Y	2		06/2025		
Exc Award (06/30/2017, 06/30/2018, 06/30/2021, 06/30/2022, 06/30/2023)																
106143	MEDAN LESTARI	07/23/2009	Active	70	0	8	-10.26%	80	3	0	Y		R	07/2025		\$6,050.00
Exc Award (06/30/2016, 06/30/2018, 06/30/2020, 06/30/2022, 06/30/2024)																
51147	MEDAN LIBERTY	12/27/1990	Active	38	1	1	0.00%	48	1	0	Y		N	07/2025		
Exc Award (06/30/2016, 06/30/2017, 06/30/2022, 06/30/2023, 06/30/2024)																
125516	Medan Liberty Diversity	08/10/2015	Active	15	0	1	-6.25%	26	4	0	Y			11/2024		
Exc Award (06/30/2017, 06/30/2018, 06/30/2021, 06/30/2024)																



Club Health Assessment for District 307 A2 through July 2025

			Status	Membership					Reports					Finance		LCIF
Club Number	Club Name	Charter Date	Times in Status Quo in Past 2 Years	Current Member Count **	YTD Members Added	YTD Members Dropped	YTD Net Growth% ***	Member Count 1 Year Ago	Dropped Members Avg.Length of Service	Months Since Membership Update	Current Officers Reported ****	Current President Repeated Term	VP Reported *****	Last Date Reported Service (mm/yyyy)	Account Balance	YTD Donations
75912	MEDAN MALIBU	06/30/2003	Active	32	0	0	0.00%	39		1	N			05/2025		
	Exc Award (06/30/2018, 06/30/2020, 06/30/2024)															
117054	MEDAN MALIBU SRIKANDI	06/13/2012	Active	34	0	0	0.00%	39		1	Y	3		05/2025		
	Exc Award (06/30/2018, 06/30/2020, 06/30/2024)															
47850	MEDAN MERDEKA	11/10/1987	Active	51	0	0	0.00%	51		11	Y	2	N	07/2025		
	Exc Award (06/30/2016, 06/30/2022, 06/30/2023)															
101534	MEDAN METROPOLITAN	03/06/2008	Active	20	0	0	0.00%	26		1	Y			10/2024		
	Exc Award (06/30/2016, 06/30/2017, 06/30/2023, 06/30/2024)															
140971	Medan Millenials	02/18/2020	Active	25	0	0	0.00%	25		1	Y		R	07/2025		
	Exc Award (06/30/2023)															
130673	Medan Millenium	04/11/2017	Active	29	0	0	0.00%	38		0	Y		R	03/2025		\$1,000.00
	Exc Award (06/30/2018, 06/30/2020, 06/30/2024)															
104997	MEDAN MULIA	03/16/2009	Active	236	0	0	0.00%	258		0	Y		N	07/2025		
	Exc Award (06/30/2016, 06/30/2017, 06/30/2018, 06/30/2019, 06/30/2020, 06/30/2021, 06/30/2022, 06/30/2023, 06/30/2024)															
57465	MEDAN ORIENTAL	11/07/1995	Active	13	0	0	0.00%	14		1	Y			12/2023	90+ Days	
	Exc Award (06/30/2017, 06/30/2018, 06/30/2020)															
146114	Medan Pelita	05/06/2021	Active(1)	7	0	0	0.00%	7		1	N	None		07/2021		
56453	MEDAN PIONEER	01/19/1995	Active	63	0	2	-3.08%	52	3	0	Y		N	07/2025		
	Exc Award (06/30/2016, 06/30/2018, 06/30/2020, 06/30/2022, 06/30/2023, 06/30/2024)															
105153	MEDAN PIONEER DIAMOND	04/03/2009	Active	33	0	0	0.00%	35		1	Y	2	R	07/2025		
	Exc Award (06/30/2016, 06/30/2017, 06/30/2018, 06/30/2023, 06/30/2024)															
87805	MEDAN PMCI CAMPUS	04/15/2005	Active	130	0	0	0.00%	112		1	Y			07/2025		
	Exc Award (06/30/2021, 06/30/2022, 06/30/2023)															
52100	MEDAN POLONIA	10/23/1991	Active	62	0	20	-24.39%	66	4	0	Y			07/2025		\$2,000.00
	Exc Award (06/30/2016, 06/30/2018, 06/30/2020, 06/30/2021, 06/30/2023)															



Club Health Assessment for District 307 A2 through July 2025

			Status	Membership					Reports					Finance		LCIF
Club Number	Club Name	Charter Date	Times in Status Quo in Past 2 Years	Current Member Count **	YTD Members Added	YTD Members Dropped	YTD Net Growth% ***	Member Count 1 Year Ago	Dropped Members Avg.Length of Service	Months Since Membership Update	Current Officers Reported ****	Current President Repeated Term	VP Reported *****	Last Date Reported Service (mm/yyyy)	Account Balance	YTD Donations
138453	Medan Premier	06/07/2019	Active	31	4	0	14.81%	29		0	Y			07/2025		
	Exc Award (06/30/2020, 06/30/2023, 06/30/2024)															
108917	MEDAN PRIORITY	07/16/2010	Active	22	0	0	0.00%	27		0	Y			07/2025		
	Exc Award (06/30/2020, 06/30/2021, 06/30/2023)															
127744	Medan Property	06/07/2016	Active	4	0	0	0.00%	7		4	Y	3	N	08/2024		
	Exc Award (06/30/2017, 06/30/2021)															
145788	Medan Quantum Avengers	04/07/2021	Active	22	0	0	0.00%	12		1	Y	3		06/2025		
	Exc Award (06/30/2022, 06/30/2023)															
45940	MEDAN RAYA	03/28/1986	Active(1)	130	0	0	0.00%	98		1	Y		N	07/2025		\$1,000.00
	Exc Award (06/30/2017, 06/30/2018, 06/30/2020, 06/30/2022, 06/30/2023)															
108916	MEDAN ROYAL SUMATRA FAMILY	07/16/2010	Active	25	0	0	0.00%	36		3	Y			07/2025		
	Exc Award (06/30/2017, 06/30/2020, 06/30/2022, 06/30/2023, 06/30/2024)															
48127	MEDAN SERUNI	02/10/1988	Active	39	1	0	2.63%	41		0	Y			07/2025		
	Exc Award (06/30/2017, 06/30/2018, 06/30/2020, 06/30/2021, 06/30/2022, 06/30/2024)															
136069	Medan Solid	08/07/2018	Active	9	0	5	-35.71%	17	3	0	Y	2		04/2025		
	Exc Award (06/30/2023)															
153945	Medan Solidaritas	03/31/2023	Active	21	2	4	-8.70%	15	1	0	Y		N	07/2025	90+ Days	
133891	Medan Success	02/16/2018	Active	25	2	0	8.70%	23		0	Y			06/2025		
	Exc Award (06/30/2020, 06/30/2022, 06/30/2023)															
125752	Medan Synergy	09/10/2015	Active	21	0	0	0.00%	11		1	Y	2		07/2025	90+ Days	
	Exc Award (06/30/2017, 06/30/2024)															
53623	MEDAN THAMRIN	08/26/1992	Active	29	0	0	0.00%	35		1	Y			11/2024		
	Exc Award (06/30/2016, 06/30/2017, 06/30/2020, 06/30/2024)															
147762	Medan Tridharma	08/18/2021	Active	23	2	0	9.52%	25		0	Y			07/2025		
	Exc Award (06/30/2023, 06/30/2024)															
154407	Medan UCM Campus	05/15/2023	Active	1	0	0	0.00%	22		1	N	4		09/2024		
53795	MEDAN UNI UTAMA	11/09/1992	Active(1)	16	0	0	0.00%	19		1	Y		R	12/2024		
	Exc Award (06/30/2024)															



Club Health Assessment for District 307 A2 through July 2025

			Status	Membership						Reports				Finance	LCIF			
Club Number	Club Name	Charter Date	Times in Status Quo in Past 2 Years	Current Member Count **	YTD Members Added	YTD Members Dropped	YTD Net Growth% ***	Member Count 1 Year Ago	Dropped Members Avg.Length of Service	Months Since Membership Update	Current Officers Reported ****	Current President Repeated Term	VP Reported *****	Last Date Reported Service (mm/yyyy)	Account Balance	YTD Donations		
115114	MEDAN UNITY	09/27/2011	Active	7	0	13	-65.00%	20	3	0	Y	2		06/2024	90+ Days	\$1,000.00		
	Exc Award (06/30/2016, 06/30/2018, 06/30/2020, 06/30/2022, 06/30/2024)																	
134310	Medan Utara	04/13/2018	Active	40	0	0	0.00%	22		1	Y		R	03/2025				
	Exc Award (06/30/2021, 06/30/2023)																	
148949	Medan Wealth Success Management	12/12/2021	Active	9	0	0	0.00%	26		1	Y	6		03/2025				
	Exc Award (06/30/2023, 06/30/2024)																	
115417	MEDAN YOUTH LIBERTY	10/28/2011	Active	65	0	0	0.00%	69		1	Y	2	N	07/2025				
	Exc Award (06/30/2017, 06/30/2018, 06/30/2020, 06/30/2021, 06/30/2023)																	
88202	PADANG CERIA	05/11/2005	Active	30	0	0	0.00%	32		0	Y	2		07/2025				
	Exc Award (06/30/2017, 06/30/2023, 06/30/2024)																	
115317	PADANG SIDIMPUAN HOST	10/28/2011	Active	13	0	0	0.00%	10		1	Y	3		06/2025				
105154	PEKAN BARU BERTUAH	04/02/2009	Active	17	0	0	0.00%	21		1	Y	4		10/2024				
	Exc Award (06/30/2023)																	
143937	Pekanbaru Advance Mulia	12/10/2020	Active	43	0	0	0.00%	51		0	Y			07/2025				
	Exc Award (06/30/2022, 06/30/2023, 06/30/2024)																	
154438	Pekanbaru Golden Wings	06/09/2023	Active	6	0	0	0.00%	19		2	N	None		03/2025				
125741	Pekanbaru Lancang Kuning	09/04/2015	Active	27	0	0	0.00%	26		1	Y	2		04/2025				
	Exc Award (06/30/2017, 06/30/2018, 06/30/2021, 06/30/2022, 06/30/2023, 06/30/2024)																	
77453	PEKANBARU MULIA	08/19/2003	Active	36	0	0	0.00%	38		2	Y			04/2025				
	Exc Award (06/30/2016, 06/30/2018, 06/30/2021, 06/30/2024)																	
130418	Pekanbaru Prima	03/15/2017	Active	42	0	0	0.00%	54		0	Y	2		03/2025				
	Exc Award (06/30/2018, 06/30/2020, 06/30/2021, 06/30/2024)																	
154085	Pekanbaru Riau Property	05/04/2023	Active	46	0	0	0.00%	43		1	Y		N	07/2025				
	Exc Award (06/30/2024)																	
152539	Pekanbaru Senam Bersama	09/19/2022	Active	14	0	0	0.00%	15		2	Y	2		07/2024				
130320	Pekanbaru Star	03/09/2017	Active	16	0	0	0.00%	18		7	N	None		08/2024				
	Exc Award (06/30/2024)																	



Club Health Assessment for District 307 A2 through July 2025

INTERNATIONAL

			Status	Membership					Reports					Finance	LCIF	
Club Number	Club Name	Charter Date	Times in Status Quo in Past 2 Years	Current Member Count **	YTD Members Added	YTD Members Dropped	YTD Net Growth% ***	Member Count 1 Year Ago	Dropped Members Avg.Length of Service	Months Since Membership Update	Current Officers Reported ****	Current President Repeated Term	VP Reported *****	Last Date Reported Service (mm/yyyy)	Account Balance	YTD Donations
140351	Pekanbaru UMKM	12/19/2019	Active	15	0	0	0.00%	31		1	Y	2		04/2025		
	Exc Award (06/30/2023, 06/30/2024)															
55574	PEMATANGSIANTAR MERDEKA	04/13/1994	Active	63	0	0	0.00%	63		1	Y		R	07/2025		
	Exc Award (06/30/2016, 06/30/2017, 06/30/2018, 06/30/2021, 06/30/2023)															
134429	Pematangsiantar Merdeka Abadi	04/20/2018	Active	37	0	0	0.00%	38		1	Y	4	R	07/2025		
	Exc Award (06/30/2021, 06/30/2022, 06/30/2023)															
104629	RANTAU PRAPAT MITRA	02/03/2009	P- Active(1)	27	0	0	0.00%	23		0	Y	2		10/2024		
	Exc Award (06/30/2017, 06/30/2018, 06/30/2020, 06/30/2021)															
154672	Sergai Bersatu	06/08/2023	Active	7	0	0	0.00%	19		0	Y			07/2025		
148205	Tanjung Balai Golden Shell	09/03/2021	Active	34	0	0	0.00%	30		0	Y			07/2025		
	Exc Award (06/30/2022, 06/30/2023)															
128034	Tebing Tinggi Royal	06/20/2016	Active	98	0	0	0.00%	88		1	Y		N	07/2025		
	Exc Award (06/30/2017, 06/30/2020, 06/30/2021, 06/30/2022, 06/30/2023, 06/30/2024)															

Clubs Cancelled Previous Fiscal Year – Clubs Cancelled within last 12 months may be reinstated

Club Number	Club Name	Charter Date	Current Status*	Cancellation Date
129161	Bagan Batu Bintang Mulia	10/19/2016	Cancelled(8*)	12/30/2024
156357	Karo Extravaganza	11/07/2023	Cancelled(8*)	12/30/2024
153587	Medan Bina Karya Daur Ulang	01/27/2023	Cancelled(6*)	06/29/2025
145603	Medan Prana	03/12/2021	Cancelled(8*)	12/30/2024
152326	Medan Spartan Cyber	08/29/2022	Cancelled(8*)	06/29/2025
172170	Pekanbaru Murni Teguh Eria	06/13/2024	Cancelled(8*)	06/29/2025
148925	Tembilahan Starlight Mulia	11/10/2021	Cancelled(8*)	12/30/2024

Current Total Clubs Count	YTD New Clubs Count	YTD Cancelled Clubs Count	YTD Net Club Gain	Current Total Members Count	YTD Add	YTD Drop	YTD Net Growth	YTD Net Growth %	Member Count 12 Months Ago	Average Member Count Per Club	% of Clubs with less than 20 members	% No Officer Report in 12 Months	% of Clubs with balance 90+ days	Number of Clubs in Status Quo	% Status Quo Clubs in Financial Suspension	Number of Cancelled Clubs	Average Cancelled Club Age	Members Lost Due to Cancellation	% of Clubs Cancelled for Non-Financial Reasons
149	8	0	8	4,858	182	116	66	1.38%	4,244	33	26%	3%	12%	1	100%	0	0	0	0%



Club Health Assessment for District 307 A2 through July 2025

			Status		Membership					Reports				Finance	LCIF	
Club Number	Club Name	Charter Date	Times in Status Quo in Past 2 Years	Current Member Count **	YTD Members Added	YTD Members Dropped	YTD Net Growth% ***	Member Count 1 Year Ago	Dropped Members Avg.Length of Service	Months Since Membership Update	Current Officers Reported ****	Current President Repeated Term	VP Reported *****	Last Date Reported Service (mm/yyyy)	Account Balance	YTD Donations

* - P - Priority Club. Cancellation Reasons: 1-Objectives/conduct, 2-Non-active club, 5-Non-existing club, 6-Disbanding, 7-Merger, 8-Financial Suspension, 9-District/Multiple District Dues.

** Red denotes below 15 active members.

*** Red denotes 20% + loss.

**** Y - all 3 (President, Secretary, Treasurer) club officers reported, N - not all 3 reported.

***** Abbreviation: N-New, IP-Immediate Past, R-Repeat.



Club Health Assessment for District 307B1 through July 2025

			Status	Membership					Reports					Finance	LCIF	
Club Number	Club Name	Charter Date	Times in Status Quo in Past 2 Years	Current Member Count **	YTD Members Added	YTD Members Dropped	YTD Net Growth% ***	Member Count 1 Year Ago	Dropped Members Avg.Length of Service	Months Since Membership Update	Current Officers Reported ****	Current President Repeated Term	VP Reported *****	Last Date Reported Service (mm/yyyy)	Account Balance	YTD Donations
Clubs less than two years old																
186552	Jakarta Alamanda Amor	07/10/2025	Newly Chartered	20	20	0	100.00%	0		0	Y			07/2025		
182182	Jakarta Aviothic Arise	05/14/2025	Newly Chartered	24	0	0	0.00%	0		0	N	None	R	07/2025		
182871	Jakarta Golden Anyelir	06/18/2025	Newly Chartered	20	0	0	0.00%	0		1	Y	2	R	07/2025		
185206	Jakarta Happiness	07/02/2025	Newly Chartered	18	18	0	100.00%	0		0	Y		N	07/2025		
186511	Jakarta Jade Nova	07/08/2025	Newly Chartered	20	20	0	100.00%	0		0	Y					
156691	Jakarta Kharisma Connection	11/20/2023	Active	5	0	0	0.00%	20		1	N	None		02/2024		
178703	Jakarta Kindness	09/17/2024	Active	18	0	0	0.00%	0		1	Y		N	05/2025		
156023	Jakarta Menteng Medan Selection	09/18/2023	Active	22	0	5	-18.52%	22	1	0	Y	2	N	07/2025		\$130.00
157846	Jakarta One Dream	04/02/2024	Active	14	1	0	7.69%	20		0	Y	3		07/2025		
156158	Jakarta Padma Gantari	09/26/2023	Active	30	0	0	0.00%	27		1	Y		N	07/2025		
182651	Jakarta Sahabat Pondok Indah	06/12/2025	Newly Chartered	20	0	0	0.00%	0		0	Y	2	R	07/2025		
171724	Jakarta Selatan Fun Energic	05/22/2024	Active	19	0	0	0.00%	20		0	Y			07/2025		
180112	Jakarta Selatan One Vision	01/17/2025	Active	13	0	0	0.00%	0		1	Y	2	N	07/2025		
174572	Jakarta Starshine Story	07/09/2024	Active	24	0	0	0.00%	21		0	Y		N	07/2025		
179113	Jakarta Synergy Society	10/10/2024	Active	24	0	0	0.00%	0		1	Y	2	R	07/2025		\$1,000.00
181276	Jakarta Timur Blue Diamond	03/13/2025	Active	15	0	0	0.00%	0		2	Y	2	R	05/2025		
156929	Jakarta Timur Red Diamond	01/03/2024	Active	22	0	0	0.00%	20		1	Y	3	N	07/2025		
185925	Jakarta Timur Yellow Diamond	07/03/2025	Newly Chartered	15	15	0	100.00%	0		0	Y		N	07/2025		
171330	Jakarta Tulip Medical	05/09/2024	Active	25	0	0	0.00%	21		2	Y		N	07/2025		
171985	Jakarta Victory Elysian	06/18/2024	Active	34	0	0	0.00%	30		1	Y			05/2025		\$1,000.00
182156	Jakarta Victory Pioneer	05/07/2025	Newly Chartered	27	2	1	3.85%	0	0	0	Y	2	R	07/2025		
157524	Jakarta Victory Xaverian	02/24/2024	Active	29	0	0	0.00%	24		2	Y		N	07/2025		
157891	Jakarta Wisteria	04/09/2024	Active	24	0	0	0.00%	21		0	Y		N	06/2025		



Club Health Assessment for District 307B1 through July 2025

INTERNATIONAL

			Status	Membership						Reports				Finance	LCIF	
Club Number	Club Name	Charter Date	Times in Status Quo in Past 2 Years	Current Member Count **	YTD Members Added	YTD Members Dropped	YTD Net Growth% ***	Member Count 1 Year Ago	Dropped Members Avg.Length of Service	Months Since Membership Update	Current Officers Reported ****	Current President Repeated Term	VP Reported *****	Last Date Reported Service (mm/yyyy)	Account Balance	YTD Donations
181535	Pontianak Eternity	03/24/2025	Active	27	0	0	0.00%	0		0	Y	2	R			
171662	Samarinda Victory Green Host	05/15/2024	Active	20	0	0	0.00%	20		13	Y	3				
175608	Serang Salakanagara Host	07/19/2024	Active	12	0	0	0.00%	20		1	Y	2	N	04/2025		
179205	Tangerang Boston PIK2	10/28/2024	Active	15	0	0	0.00%	0		1	Y	2	N	05/2025		
157250	Tangerang Inspire Youth Movement	01/26/2024	Active	8	0	5	-38.46%	13	2	0	Y	3	N	10/2024	90+ Days	
182800	Tangerang Rising Phoenix	06/12/2025	Newly Chartered	20	0	0	0.00%	0		1	N	None				
180617	Tangerang Unity	02/12/2025	Active	21	0	0	0.00%	0		2	N	None				
Clubs more than two years old																
141366	Bekasi 8EH Generasi Sosial	04/16/2020	Active	11	0	0	0.00%	11		13	N	None		03/2024		
125144	Bekasi Satura	06/16/2015	Active	5	0	0	0.00%	6		2	Y	3		10/2024		
122080	Bogor Host Rafflesia	05/06/2014	Active	27	0	0	0.00%	25		0	Y		N	07/2025		
	Exc Award (06/30/2017, 06/30/2018, 06/30/2019, 06/30/2021, 06/30/2022, 06/30/2023)															
146953	Depok Dartam	06/28/2021	Active	15	0	0	0.00%	13		5	Y	5	R	07/2025		
	Exc Award (06/30/2023)															
155354	Jakarta Affection	07/24/2023	Active	34	0	0	0.00%	30		0	Y			07/2025		
	Exc Award (06/30/2024)															
53374	JAKARTA ALAMANDA	06/15/1992	Active	3	0	5	-62.50%	17	3	0	Y			07/2025		
	Exc Award (06/30/2022, 06/30/2023)															
99935	JAKARTA BATAVIA PRIMA NEW CENTURY	07/11/2007	Active	12	0	0	0.00%	13		7	Y		R	05/2025		
58589	JAKARTA BUNGA TANJUNG	07/15/1996	Active	33	1	2	-2.94%	27	6	0	Y		N	07/2025		
	Exc Award (06/30/2021, 06/30/2022, 06/30/2023, 06/30/2024)															
108898	JAKARTA CIBUBUR	07/12/2010	Active	10	0	0	0.00%	8		0	Y	2	N	07/2025		
48739	JAKARTA CITRA	06/22/1988	Active	5	0	0	0.00%	5		1	Y	3		07/2025		
150373	Jakarta Eagle Faith	04/04/2022	Active	24	0	0	0.00%	21		1	Y	2	R	07/2025		
	Exc Award (06/30/2024)															
27941	JAKARTA HOST	11/18/1969	Active	30	1	0	3.45%	26		0	Y		N	07/2025		\$1,000.00



Club Health Assessment for District 307B1 through July 2025

INTERNATIONAL

			Status	Membership					Reports				Finance	LCIF		
Club Number	Club Name	Charter Date	Times in Status Quo in Past 2 Years	Current Member Count **	YTD Members Added	YTD Members Dropped	YTD Net Growth% ***	Member Count 1 Year Ago	Dropped Members Avg.Length of Service	Months Since Membership Update	Current Officers Reported ****	Current President Repeated Term	VP Reported *****	Last Date Reported Service (mm/yyyy)	Account Balance	YTD Donations
106346	JAKARTA INDO PRIMA	08/28/2009	Active	28	0	0	0.00%	27		1	Y		N	07/2025		\$1,050.00
104540	JAKARTA INTAN PRIMA	02/14/2009	Active	26	0	0	0.00%	23		7	Y	2	N	06/2025		
99707	JAKARTA JAYAKARTA PRIMA	06/21/2007	Active	47	0	0	0.00%	43		0	Y			07/2025		
27942	JAKARTA KEBAYORAN	09/17/1971	Active	22	0	1	-4.35%	26	5	0	Y	2	R	07/2025		
49216	JAKARTA KIRANA	02/08/1989	Active	25	0	0	0.00%	27		0	Y			07/2025		
149167	Jakarta Mandala Breeze	12/02/2021	Active	7	0	0	0.00%	19		4	Y	3	N	05/2025		
41575	JAKARTA MATAHARI	06/01/1982	Active	34	0	0	0.00%	40		1	Y	2	N	07/2025		
150810	Jakarta Menteng Raya 64	05/20/2022	Active	20	0	0	0.00%	28		1	Y	3	N	06/2025		
108897	JAKARTA MENTENG SEJATI	07/12/2010	Active	46	0	0	0.00%	63		0	Y			07/2025		
108894	JAKARTA MITRA ANYELIR	07/12/2010	Active	51	0	0	0.00%	51		0	Y	2	N	07/2025		
108893	JAKARTA MITRA MANDALA	07/12/2010	Active	14	0	0	0.00%	11		1	Y			07/2025		
86107	JAKARTA MUTIARA CITRA	04/06/2005	Active	13	0	0	0.00%	13		13	N	None		01/2025		
99708	JAKARTA MUTIARA PRIMA	06/21/2007	Active	54	2	0	3.85%	59		0	Y		N	07/2025		\$1,000.00



Club Health Assessment for District 307B1 through July 2025

			Status	Membership						Reports				Finance	LCIF	
Club Number	Club Name	Charter Date	Times in Status Quo in Past 2 Years	Current Member Count **	YTD Members Added	YTD Members Dropped	YTD Net Growth% ***	Member Count 1 Year Ago	Dropped Members Avg.Length of Service	Months Since Membership Update	Current Officers Reported ****	Current President Repeated Term	VP Reported *****	Last Date Reported Service (mm/yyyy)	Account Balance	YTD Donations
Exc Award (06/30/2017, 06/30/2018, 06/30/2019, 06/30/2022, 06/30/2023, 06/30/2024)																
143227	Jakarta New Spirit	10/19/2020	Active	11	0	0	0.00%	12		2	Y	2		02/2025		
Exc Award (06/30/2023)																
37450	JAKARTA NUSANTARA	07/25/1979	Active	57	0	1	-1.72%	53	33	0	Y		N	07/2025		\$100.00
Exc Award (06/30/2017, 06/30/2018, 06/30/2022, 06/30/2023, 06/30/2024)																
104504	JAKARTA RUBY PRIMA	01/22/2009	Active	42	0	0	0.00%	53		1	Y	2	R	07/2025		\$590.00
Exc Award (06/30/2016, 06/30/2017, 06/30/2018, 06/30/2019, 06/30/2024)																
155418	Jakarta Selatan Asoka	07/25/2023	Active	20	0	0	0.00%	28		1	Y	3		08/2024		
130120	Jakarta Selatan Centennial Wijayakusuma	02/15/2017	Active	24	0	0	0.00%	24		14	Y	2	R	07/2025		
Exc Award (06/30/2018, 06/30/2019, 06/30/2021, 06/30/2024)																
128950	Jakarta Selatan Centennial Aurora	09/26/2016	Active	7	0	0	0.00%	7		11	Y	10		08/2018		
Exc Award (06/30/2017)																
134089	Jakarta Selatan Centennial Metteyya Diamond	03/08/2018	Active	5	0	0	0.00%	6		2	Y	2		07/2024		
Exc Award (06/30/2022)																
134299	Jakarta Selatan Centennial Pondok Indah	04/12/2018	Active	20	0	0	0.00%	22		0	Y		N	07/2025		
Exc Award (06/30/2020, 06/30/2021, 06/30/2022, 06/30/2023)																
125074	Jakarta Selatan Fun Age Matahari	06/12/2015	Active	43	0	0	0.00%	47		1	Y		N	07/2025		
Exc Award (06/30/2017, 06/30/2018, 06/30/2019, 06/30/2020, 06/30/2021, 06/30/2022, 06/30/2023, 06/30/2024)																
141847	Jakarta Selatan Fun Urbana	06/23/2020	Active	21	0	0	0.00%	20		1	Y		N	07/2025		
Exc Award (06/30/2021, 06/30/2022)																
137980	Jakarta Selatan Global Multimedia	04/15/2019	Active	8	0	0	0.00%	8		1	Y			04/2025		
124696	Jakarta Selatan La Rose de Cedef	04/20/2015	Active	13	0	0	0.00%	14		1	Y	4	R	07/2025		
Exc Award (06/30/2017)																
120092	Jakarta Selatan Menteng Spirit	08/01/2013	Active	48	1	1	0.00%	42	3	0	Y		N	07/2025		
Exc Award (06/30/2017, 06/30/2018, 06/30/2019, 06/30/2021, 06/30/2022, 06/30/2023, 06/30/2024)																



Club Health Assessment for District 307B1 through July 2025

			Status	Membership					Reports					Finance	LCIF	
Club Number	Club Name	Charter Date	Times in Status Quo in Past 2 Years	Current Member Count **	YTD Members Added	YTD Members Dropped	YTD Net Growth% ***	Member Count 1 Year Ago	Dropped Members Avg.Length of Service	Months Since Membership Update	Current Officers Reported ****	Current President Repeated Term	VP Reported *****	Last Date Reported Service (mm/yyyy)	Account Balance	YTD Donations
123647	Jakarta Selatan Metteyya	11/17/2014	Active	19	0	0	0.00%	20		1	Y	2	N	08/2024		
	Exc Award (06/30/2016, 06/30/2018, 06/30/2021, 06/30/2022)															
128046	JAKARTA SELATAN METTEYYA MAHARDHIKA	06/28/2016	Active	35	0	0	0.00%	36		1	Y		N	07/2025		
	Exc Award (06/30/2017, 06/30/2018, 06/30/2021, 06/30/2022, 06/30/2023)															
122289	Jakarta Selatan Mitra Permata	05/21/2014	Active	9	0	0	0.00%	12		3	Y	9	R	07/2025		
	Exc Award (06/30/2017, 06/30/2023)															
144855	Jakarta Selatan Mobiliari Life	01/21/2021	Active	22	0	0	0.00%	22		16	N	None		09/2021		
118051	JAKARTA SELATAN ORCHID	10/18/2012	Active	8	0	0	0.00%	8		13	Y		R	05/2025		
	Exc Award (06/30/2017, 06/30/2018, 06/30/2024)															
118083	JAKARTA SELATAN PEONY	10/30/2012	Active	6	0	0	0.00%	6		15	N	None		06/2023		
	Exc Award (06/30/2017, 06/30/2023)															
109820	JAKARTA SELATAN SENTRA BISNIS	01/06/2011	Active	37	0	0	0.00%	45		1	Y		R	07/2025		\$1,000.00
	Exc Award (06/30/2017, 06/30/2018, 06/30/2019, 06/30/2022, 06/30/2023, 06/30/2025)															
125073	Jakarta Selatan Simba	06/09/2015	Active	8	0	0	0.00%	6		1	Y	4	R	07/2025		
116350	JAKARTA SELATAN TULIP	03/23/2012	Active	85	11	0	14.86%	62		0	Y		N	07/2025		\$50.00
	Exc Award (06/30/2016, 06/30/2017, 06/30/2018, 06/30/2020, 06/30/2021, 06/30/2023, 06/30/2024)															
122369	Jakarta Selatan Victoria	06/03/2014	Active	7	0	0	0.00%	7		20	N	None		08/2023		
136267	Jakarta Selatan Victory Blossoms	08/17/2018	Active	30	0	0	0.00%	34		0	Y		N	07/2025		
	Exc Award (06/30/2019, 06/30/2020, 06/30/2021, 06/30/2022, 06/30/2023, 06/30/2024)															
141564	Jakarta Selatan Visions Harmony	06/04/2020	Active	16	0	0	0.00%	14		2	Y	4	R	07/2025		
47704	JAKARTA SHANTI SARI	09/04/1987	Active	21	0	0	0.00%	26		1	Y		N	01/2025		
	Exc Award (06/30/2017, 06/30/2018)															
63178	JAKARTA SHEKINAH	05/17/2000	Active	11	0	0	0.00%	13		1	Y	8		10/2024		
134949	Jakarta Timur Centennial Amber	05/31/2018	Active	27	0	0	0.00%	39		1	Y		N	06/2024		
	Exc Award (06/30/2019, 06/30/2024)															



Club Health Assessment for District 307B1 through July 2025

INTERNATIONAL

			Status	Membership					Reports					Finance	LCIF	
Club Number	Club Name	Charter Date	Times in Status Quo in Past 2 Years	Current Member Count **	YTD Members Added	YTD Members Dropped	YTD Net Growth% ***	Member Count 1 Year Ago	Dropped Members Avg.Length of Service	Months Since Membership Update	Current Officers Reported ****	Current President Repeated Term	VP Reported *****	Last Date Reported Service (mm/yyyy)	Account Balance	YTD Donations
134538	Jakarta Timur Centennial Garnet Exc Award (06/30/2021)	04/19/2018	Active	9	0	0	0.00%	5		1	Y	4		07/2025		
137087	Jakarta Timur Diamond Happy Exc Award (06/30/2019, 06/30/2023, 06/30/2024)	12/18/2018	Active	22	0	0	0.00%	27		1	Y	2	R	07/2025		
112068	JAKARTA TIMUR DYNASTY Exc Award (06/30/2021)	08/22/2011	Active	3	0	0	0.00%	7		1	Y	6		10/2024		
119431	JAKARTA TIMUR EBONY Exc Award (06/30/2018, 06/30/2021, 06/30/2022, 06/30/2023, 06/30/2024)	05/22/2013	Active	31	0	0	0.00%	31		0	Y	2	N	07/2025		
125400	Jakarta Timur New Jade Exc Award (06/30/2020, 06/30/2021, 06/30/2022, 06/30/2023, 06/30/2024)	07/16/2015	Active	41	9	20	-21.15%	47	0	0	Y		N	07/2025		\$100.00
140995	Jakarta Timur Safir	03/12/2020	Active(2)	6	0	0	0.00%	6		11	Y	2	N	11/2024		
136259	Jakarta Timur Solitaire	08/15/2018	Active	11	0	0	0.00%	7		7	Y	4		12/2024		
108892	JAKARTA TOMANG SEJATI Exc Award (06/30/2017, 06/30/2019, 06/30/2021)	07/12/2010	Active	15	0	0	0.00%	16		2	Y			06/2025		
100338	JAKARTA VICTORY PRIMA Exc Award (06/30/2017, 06/30/2018, 06/30/2019, 06/30/2020, 06/30/2022, 06/30/2023, 06/30/2024)	10/10/2007	Active	47	0	0	0.00%	47		0	Y		N	07/2025		\$5,100.00
121782	Pontianak Aneka Exc Award (06/30/2018)	04/03/2014	Active	20	0	0	0.00%	20		1	Y	2		04/2025		
128237	Pontianak Centennial Exc Award (06/30/2023, 06/30/2024)	07/13/2016	Active	42	5	0	13.51%	28		0	Y		N	07/2025		\$200.00
107397	PONTIANAK EQUATOR BORNEO Exc Award (06/30/2017, 06/30/2018, 06/30/2023, 06/30/2024)	02/14/2010	Active	47	0	0	0.00%	44		0	Y		N	07/2025		
61801	PONTIANAK HOST Exc Award (06/30/2017, 06/30/2018, 06/30/2020, 06/30/2022)	04/21/1999	Active	39	0	1	-2.50%	40	7	0	Y		N	07/2025		\$161.00
126606	Pontianak Red Borneo Exc Award (06/30/2018)	01/27/2016	Active	7	0	0	0.00%	6		1	Y		N	07/2025		
153943	Serpong Esa Prima	04/18/2023	Active	12	0	0	0.00%	12		2	Y	2		06/2025		



Club Health Assessment for District 307B1 through July 2025

INTERNATIONAL

			Status	Membership					Reports					Finance	LCIF	
Club Number	Club Name	Charter Date	Times in Status Quo in Past 2 Years	Current Member Count **	YTD Members Added	YTD Members Dropped	YTD Net Growth% ***	Member Count 1 Year Ago	Dropped Members Avg.Length of Service	Months Since Membership Update	Current Officers Reported ****	Current President Repeated Term	VP Reported *****	Last Date Reported Service (mm/yyyy)	Account Balance	YTD Donations
146003	Tangerang Balakosa Happy	04/28/2021	Active	45	0	0	0.00%	41		1	Y		N	07/2025		
	Exc Award (06/30/2022, 06/30/2023, 06/30/2024)															
132134	Tangerang Centennial Sapphire Happy	07/11/2017	Active	9	0	0	0.00%	13		1	Y		IP	07/2025		
	Exc Award (06/30/2018, 06/30/2019, 06/30/2020, 06/30/2023)															
150998	Tangerang Chrystalle Jade	06/01/2022	Active	26	0	0	0.00%	23		7	Y		N	05/2025		
	Exc Award (06/30/2023, 06/30/2024)															
153547	Tangerang Chrystalle Phoenix	01/23/2023	Active	22	0	0	0.00%	22		2	Y	4	R	05/2025		
	Exc Award (06/30/2024)															
152624	Tangerang Green Jade	09/28/2022	Active(1)	7	0	0	0.00%	15		1	Y	2		02/2025		
120455	Tangerang Happy	10/03/2013	Active	68	0	0	0.00%	70		0	Y		N	07/2025		\$400.00
	Exc Award (06/30/2017, 06/30/2018, 06/30/2019, 06/30/2020, 06/30/2021, 06/30/2022, 06/30/2023, 06/30/2024)															
140533	Tangerang Jade Happy	12/19/2019	Active	16	0	0	0.00%	27		1	Y			03/2025		
	Exc Award (06/30/2020, 06/30/2021, 06/30/2022, 06/30/2024)															
119210	TANGERANG SELATAN PURI SIWI	04/19/2013	Active	5	0	0	0.00%	5		11	Y			10/2024		
141643	Tangerang Selatan Tanami	06/22/2020	Active	13	0	0	0.00%	10		1	Y		N	07/2025		

Clubs Cancelled Previous Fiscal Year – Clubs Cancelled within last 12 months may be reinstated

Club Number	Club Name	Charter Date	Current Status*	Cancellation Date
154388	Jakarta Menteng Kharisma	05/15/2023	Cancelled(8*)	12/30/2024
108938	JAKARTA PELITA SEJATI	08/03/2010	Cancelled(8*)	12/30/2024

Current Total Clubs Count	YTD New Clubs Count	YTD Cancelled Clubs Count	YTD Net Club Gain	Current Total Members Count	YTD Add	YTD Drop	YTD Net Growth	YTD Net Growth %	Member Count 12 Months Ago	Average Member Count Per Club	% of Clubs with less than 20 members	% No Officer Report in 12 Months	% of Clubs with balance 90+ days	Number of Clubs in Status Quo	% Status Quo Clubs in Financial Suspension	Number of Cancelled Clubs	Average Cancelled Club Age	Members Lost Due to Cancellation	% of Clubs Cancelled for Non-Financial Reasons
107	4	0	4	2,424	106	42	64	2.71%	2,186	23	43%	6%	1%	0	0%	0	0	0	0%



Club Health Assessment for District 307B1 through July 2025

			Status		Membership				Reports				Finance	LCIF		
Club Number	Club Name	Charter Date	Times in Status Quo in Past 2 Years	Current Member Count **	YTD Members Added	YTD Members Dropped	YTD Net Growth% ***	Member Count 1 Year Ago	Dropped Members Avg.Length of Service	Months Since Membership Update	Current Officers Reported ****	Current President Repeated Term	VP Reported *****	Last Date Reported Service (mm/yyyy)	Account Balance	YTD Donations

* - P - Priority Club. Cancellation Reasons: 1-Objectives/conduct, 2-Non-active club, 5-Non-existing club, 6-Disbanding, 7-Merger, 8-Financial Suspension, 9-District/Multiple District Dues.
** Red denotes below 15 active members.
*** Red denotes 20% + loss.
**** Y - all 3 (President, Secretary, Treasurer) club officers reported, N - not all 3 reported.
***** Abbreviation: N-New, IP-Immediate Past, R-Repeat.



Club Health Assessment for District 307B2 through July 2025

			Status	Membership					Reports					Finance	LCIF	
Club Number	Club Name	Charter Date	Times in Status Quo in Past 2 Years	Current Member Count **	YTD Members Added	YTD Members Dropped	YTD Net Growth% ***	Member Count 1 Year Ago	Dropped Members Avg.Length of Service	Months Since Membership Update	Current Officers Reported ****	Current President Repeated Term	VP Reported *****	Last Date Reported Service (mm/yyyy)	Account Balance	YTD Donations
Clubs less than two years old																
180979	Bali Moonlight	02/18/2025	Active	31	0	0	0.00%	0		3	Y	2		07/2025	90+ Days	
156537	Bandung Glory	01/30/2024	Active	19	1	2	-5.00%	20	2	0	N	None		08/2024		
156454	Bandung Harapan Teguh	10/25/2023	Active	20	0	0	0.00%	20		1	Y	3		06/2025		
180635	Bandung Nucleus	02/05/2025	Active	23	0	0	0.00%	0		5	Y	2				
185562	Bandung Pesona	07/10/2025	Newly Chartered	20	20	0	100.00%	0		0	Y			07/2025		
157151	Bangkalan M3	02/01/2024	Active(1)	20	0	0	0.00%	20		2	Y	3		07/2025	90+ Days	
179723	Bulukumba Pinisi	11/21/2024	Active	20	0	0	0.00%	0		8	N	None				
180718	Kediri Dhaha	02/06/2025	Active	20	0	0	0.00%	0		5	N	None				
180721	Kediri Sekartaji	02/09/2025	Active	20	0	0	0.00%	0		5	N	None				
182086	Kendari Anugerah	04/30/2025	Active	26	0	0	0.00%	0		0	Y	2				
182751	Kendari Anugerah Indah	06/10/2025	Newly Chartered	20	0	0	0.00%	0		1	N	None				
182570	Kendari Anugerah Utama	06/10/2025	Newly Chartered	20	0	0	0.00%	0		1	N	None				
180946	Kendari Stars	02/17/2025	Active	18	0	0	0.00%	0		0	Y		N			
156105	Klaten Vocalista Angels	10/05/2023	Active	19	4	7	-13.64%	21	0	0	Y			08/2024		
155924	Lombok Mandalika	10/03/2023	Active(2)	15	0	0	0.00%	15		2	N	None		05/2024		
157207	Lombok Mandalika Harapan	02/02/2024	Active(1)	25	0	0	0.00%	25		1	N	None		07/2025		
156247	Luwuk Babasal	10/25/2023	Active	20	0	0	0.00%	20		21	N	None				
156027	Magelang Arga Mulya	10/10/2023	Active(1)	22	0	0	0.00%	22		22	N	None				
185704	Makassar Cemerlang	07/07/2025	Newly Chartered	24	24	0	100.00%	0		0	Y					
179676	Makassar City	11/15/2024	Active	20	0	0	0.00%	0		3	Y	2	N	01/2025		
181479	Makassar Diamond	03/19/2025	Active	22	0	0	0.00%	0		1	Y	2	N	07/2025		
179505	Makassar Elite	11/11/2024	Active(1)	22	0	0	0.00%	0		1	Y	2	N			
185927	Makassar Glow Stars	07/10/2025	Newly Chartered	20	20	0	100.00%	0		0	Y					
157133	Makassar Grow	01/24/2024	Active(1)	35	0	0	0.00%	36		1	Y		N	07/2025		



Club Health Assessment for District 307B2 through July 2025

			Status	Membership						Reports					Finance	LCIF
Club Number	Club Name	Charter Date	Times in Status Quo in Past 2 Years	Current Member Count **	YTD Members Added	YTD Members Dropped	YTD Net Growth% ***	Member Count 1 Year Ago	Dropped Members Avg.Length of Service	Months Since Membership Update	Current Officers Reported ****	Current President Repeated Term	VP Reported *****	Last Date Reported Service (mm/yyyy)	Account Balance	YTD Donations
179717	Makassar Happy	11/19/2024	Active(1)	14	0	0	0.00%	0		1	Y	2				
185195	Makassar Happy Heart	07/07/2025	Newly Chartered	20	20	0	100.00%	0		0	Y					
172048	Makassar Jeneberang	06/18/2024	Active	7	0	0	0.00%	20		2	Y		N	07/2025		
155419	Makassar Melody	08/03/2023	Active(1)	23	0	0	0.00%	23		24	N	None				
157134	Makassar Millennial	01/29/2024	Active	21	0	0	0.00%	21		18	N	None				
156990	Makassar Network	01/08/2024	Active(1)	23	0	0	0.00%	23		14	N	None				
179703	Makassar Niscala	11/18/2024	Active	22	0	0	0.00%	0		3	Y			06/2025		
179443	Makassar Pinisi	11/05/2024	Active	25	0	0	0.00%	0		1	Y	2	N	07/2025		
157495	Makassar Sunshine	02/21/2024	Active(1)	14	0	0	0.00%	14		1	Y	3				
181021	Malang Arunika	02/20/2025	Active	20	0	0	0.00%	0		1	Y	2	N	07/2025		
157227	Malang Puncak Tidar Ma Chung	01/31/2024	Active(1)	21	0	0	0.00%	21		12	N	None				
155420	Manado Maleosan	08/03/2023	Active(2)	16	0	0	0.00%	16		16	N	None		08/2023		
180948	Palu Megalitikum	02/17/2025	Active	20	0	0	0.00%	0		4	Y	2	R	06/2025		
157389	Palu Millennial	02/14/2024	Active	24	4	4	0.00%	24	1	0	Y		N	06/2025	90+ Days	
181953	Palu Move Maker	04/17/2025	Active	21	0	0	0.00%	0		1	Y	2	N	06/2025		
179673	Palu Mutiara	11/14/2024	Active	24	0	0	0.00%	0		1	Y			06/2025	90+ Days	
156456	Pamekasan Little Star	11/28/2023	Active	23	0	0	0.00%	23		15	Y	3		07/2025		
156414	Pare - Pare Sunrise	10/25/2023	Active(1)	19	0	1	-5.00%	20	2	0	N	None				
179722	Parepare Bersatu	11/20/2024	Active(1)	21	0	0	0.00%	0		1	Y	2	R			
181008	Parigi Polibulara	02/18/2025	Active	20	0	0	0.00%	0		5	N	None				
180901	Salatiga Trisaka	02/13/2025	Active	20	0	0	0.00%	0		1	Y	2	N	07/2025		
180800	Semarang Caring Heart	02/07/2025	Active	20	0	0	0.00%	0		5	N	None				
186200	Semarang Prioritas Berbagi	07/07/2025	Newly Chartered	20	20	0	100.00%	0		0	Y					
156028	Semarang Satu	10/25/2023	Active(1)	21	0	0	0.00%	21		16	N	None		05/2024		
180976	Surabaya Elite	02/18/2025	Active	20	1	1	0.00%	0	0	0	Y		N	04/2025		
181937	Surabaya Kusuma	04/22/2025	Active	21	0	0	0.00%	0		3	N	None				
182102	Surabaya Mengabdi	04/30/2025	Active	20	0	0	0.00%	0		3	N	None				



Club Health Assessment for District 307B2 through July 2025

			Status	Membership					Reports					Finance		LCIF
Club Number	Club Name	Charter Date	Times in Status Quo in Past 2 Years	Current Member Count **	YTD Members Added	YTD Members Dropped	YTD Net Growth% ***	Member Count 1 Year Ago	Dropped Members Avg.Length of Service	Months Since Membership Update	Current Officers Reported ****	Current President Repeated Term	VP Reported *****	Last Date Reported Service (mm/yyyy)	Account Balance	YTD Donations
172047	Surabaya Optimis Yess	06/16/2024	Active(1)	24	0	0	0.00%	23		1	Y	3				
155442	Surabaya Seniorita	08/10/2023	Active(1)	24	0	0	0.00%	24		1	Y		N	07/2025		
179720	Surabaya Sevaka	11/20/2024	Active	25	0	0	0.00%	0		8	N	None				
185356	Surabaya Srikaya	07/10/2025	Newly Chartered	20	20	0	100.00%	0		0	Y					
157194	Surabaya Support Center	02/01/2024	Active(1)	20	0	0	0.00%	20		1	N	None		06/2024		
185274	Surabaya Suramadu Bersatu	07/03/2025	Newly Chartered	20	20	0	100.00%	0		0	Y					
185619	Surabaya UMKM JATIM Bersatu	07/08/2025	Newly Chartered	20	20	0	100.00%	0		0	Y					
179438	Surabaya Wijaya	11/07/2024	Active	23	0	0	0.00%	0		2	Y	2	N	06/2025		
180493	Yogyakarta Immanuel	01/22/2025	Active	20	0	0	0.00%	0		2	N	2				
155557	Yogyakarta Kencana Mataram	08/24/2023	Active(1)	22	0	1	-4.35%	22	1	0	Y	2	N	07/2025	90+ Days	
180875	Yogyakarta Senandika Mataram	02/13/2025	Active	34	0	0	0.00%	0		0	Y	2	N	04/2025		
180926	Yogyakarta Sinaga	02/13/2025	Active	18	0	4	-18.18%	0	0	0	N	None		06/2025		
155352	Yogyakarta Tugu Handayani	08/24/2023	Active(2)	29	1	5	-12.12%	22	2	0	N	None		08/2024		
180923	Yogyakarta Youth Changer Mataram	02/13/2025	Active	22	0	0	0.00%	0		3	Y	2		07/2025		
Clubs more than two years old																
65461	BALI SURYA HOST	06/03/2002	Active	33	0	0	0.00%	30		9	Y	2		07/2025		
	Exc Award (06/30/2024)															
153802	Bandung All Stars	03/07/2023	Active(1)	70	0	0	0.00%	63		0	Y	2	R	07/2025	90+ Days	
	Exc Award (06/30/2024)															
143983	Bandung Candra Kirana	12/15/2020	Active	36	1	0	2.86%	40		0	Y		N	07/2025		
	Exc Award (06/30/2022, 06/30/2023, 06/30/2024)															
137893	Bandung Cemerlang	04/05/2019	Active	7	0	0	0.00%	7		12	Y	6		07/2024		
54365	BANDUNG CERIA	04/19/1993	Active	110	0	0	0.00%	108		1	Y		N	07/2025		\$2,500.00
	Exc Award (06/30/2017, 06/30/2018, 06/30/2020, 06/30/2021, 06/30/2022, 06/30/2023, 06/30/2024)															
138329	Bandung Go Green	05/28/2019	Active	20	0	0	0.00%	34		1	Y		R	07/2025		



Club Health Assessment for District 307B2 through July 2025

			Status	Membership						Reports					Finance	LCIF
Club Number	Club Name	Charter Date	Times in Status Quo in Past 2 Years	Current Member Count **	YTD Members Added	YTD Members Dropped	YTD Net Growth% ***	Member Count 1 Year Ago	Dropped Members Avg.Length of Service	Months Since Membership Update	Current Officers Reported ****	Current President Repeated Term	VP Reported *****	Last Date Reported Service (mm/yyyy)	Account Balance	YTD Donations
Exc Award (06/30/2021, 06/30/2022, 06/30/2023, 06/30/2024)																
126958	Bandung Kuwera Lestari	02/29/2016	Active	5	0	0	0.00%	6		3	Y	11		09/2023		
48219	BANDUNG LESTARI	03/02/1988	Active	74	0	3	-3.90%	71	1	0	Y		N	07/2025		
Exc Award (06/30/2018, 06/30/2019, 06/30/2021, 06/30/2023, 06/30/2024)																
88814	BANDUNG LIBERTY	06/29/2005	Active	133	0	0	0.00%	127		1	Y		N	07/2025		
Exc Award (06/30/2016, 06/30/2017, 06/30/2018, 06/30/2019, 06/30/2020, 06/30/2022, 06/30/2023, 06/30/2024)																
54856	BANDUNG MERDEKA	09/07/1993	Active	104	0	0	0.00%	106		0	Y		N	07/2025	90+ Days	
Exc Award (06/30/2020, 06/30/2022, 06/30/2023)																
149918	Bandung Picasso	02/22/2022	Active	7	0	0	0.00%	10		2	N	None		01/2025		
32634	BANDUNG RAYA	07/30/1976	Active	32	0	0	0.00%	35		3	Y		N	07/2025	90+ Days	
Exc Award (06/30/2017, 06/30/2018, 06/30/2024)																
36758	BANDUNG SANGKURIANG	03/12/1979	Active	46	0	0	0.00%	38		1	Y	3	N	01/2025		
Exc Award (06/30/2017, 06/30/2018, 06/30/2023, 06/30/2024)																
59848	BANDUNG SEJAHTERA	06/13/1997	Active	45	0	0	0.00%	58		3	Y			07/2025	90+ Days	
Exc Award (06/30/2018, 06/30/2019, 06/30/2022, 06/30/2024)																
133336	Bandung Tohaga	12/07/2017	Active	26	1	1	0.00%	30	1	0	Y		N	07/2025		
Exc Award (06/30/2022, 06/30/2024)																
126561	Bandung Tunas Lestari	01/21/2016	Active	6	0	0	0.00%	8		1	Y	5	R	03/2024		
Exc Award (06/30/2017, 06/30/2018)																
145948	Cirebon Cakrabuana	04/21/2021	Active	10	0	1	-9.09%	17	4	0	Y	2	R	07/2025		
148780	Jember Argopuro	10/27/2021	Active	13	0	7	-35.00%	20	2	0	N	None		06/2025		
Exc Award (06/30/2024)																
124781	Kediri Kilisuci	05/05/2015	Active	35	0	4	-10.26%	39	6	0	Y		N	06/2025		
Exc Award (06/30/2017, 06/30/2018, 06/30/2023, 06/30/2024)																
133300	Kendari Anoa	12/06/2017	Active(1)	2	0	0	0.00%	2		17	N	None		10/2023		
136421	Klaten Seruni Host	09/13/2018	Active	10	0	0	0.00%	13		1	Y			12/2023		
88480	KUPANG KOMODO	05/31/2005	Active(1)	18	0	0	0.00%	5		1	Y			03/2025		



Club Health Assessment for District 307B2 through July 2025

			Status	Membership						Reports					Finance	LCIF
Club Number	Club Name	Charter Date	Times in Status Quo in Past 2 Years	Current Member Count **	YTD Members Added	YTD Members Dropped	YTD Net Growth% ***	Member Count 1 Year Ago	Dropped Members Avg.Length of Service	Months Since Membership Update	Current Officers Reported ****	Current President Repeated Term	VP Reported *****	Last Date Reported Service (mm/yyyy)	Account Balance	YTD Donations
119304	KUPANG PASOLA	05/07/2013	Active(2)	5	0	0	0.00%	5		4	N	None		09/2023		
97277	MADIUN HOST	06/08/2006	Active(1)	3	0	0	0.00%	3		25	N	None		12/2022		
140010	Magelang Borobudur Host	10/16/2019	Active	23	0	0	0.00%	22		0	Y		N	07/2025		
	Exc Award (06/30/2023)															
142783	Magelang Taruna	08/28/2020	Active(1)	13	0	1	-7.14%	12	3	0	N	None		07/2025		
106519	MAKASAR MAMMIRI	08/31/2009	Active	45	7	1	15.38%	44	0	0	Y	2	R	07/2025		
	Exc Award (06/30/2016, 06/30/2017, 06/30/2019, 06/30/2023)															
148845	Makassar Akkarena	11/10/2021	Active(1)	10	0	0	0.00%	10		25	N	None				
142719	Makassar FOS	08/25/2020	Active	30	0	0	0.00%	25		1	Y	2	R	07/2025		
	Exc Award (06/30/2024)															
54922	MAKASSAR HOST	10/07/1993	Active	68	0	0	0.00%	67		0	Y		N	07/2025		
	Exc Award (06/30/2016, 06/30/2023, 06/30/2024)															
144400	Makassar Losari	12/28/2020	Active	20	0	0	0.00%	20		14	Y		N	03/2025		
155173	Makassar Merdeka	07/12/2023	Active(1)	20	0	0	0.00%	20		0	N	None		04/2024		
155269	Makassar Metta	07/24/2023	Active	21	0	0	0.00%	20		1	Y			06/2025		
129162	Makassar Philanthropist	10/13/2016	Active	16	0	0	0.00%	9		3	Y		R	05/2025	90+ Days	
	Exc Award (06/30/2019, 06/30/2020, 06/30/2021)															
131276	Makassar Rajawali	06/08/2017	Active	23	0	0	0.00%	24		2	Y	3	N	10/2024		
	Exc Award (06/30/2022)															
155303	Makassar Samalona	07/31/2023	Active(2)	20	0	0	0.00%	20		24	N	None				
128479	Makassar Satu	08/09/2016	Active	45	0	4	-8.16%	58	1	0	Y		N	07/2025		
	Exc Award (06/30/2018, 06/30/2023, 06/30/2024)															
151841	Makassar Sipakatau	07/26/2022	Active(2)	24	3	0	14.29%	29		0	N	None		05/2025		
108071	MAKASSAR UNITED	04/14/2010	Active	57	0	0	0.00%	76		0	Y	2	N	07/2025		
	Exc Award (06/30/2017, 06/30/2018, 06/30/2019, 06/30/2020, 06/30/2021, 06/30/2023, 06/30/2024)															
152112	Malang Amazing	08/11/2022	Active	79	0	0	0.00%	71		1	Y		N	06/2025	90+ Days	
	Exc Award (06/30/2024)															
62354	MALANG BRAWIJAYA	09/13/1999	Active	35	0	0	0.00%	37		2	Y			07/2025		



Club Health Assessment for District 307B2 through July 2025

			Status	Membership						Reports					Finance	LCIF
Club Number	Club Name	Charter Date	Times in Status Quo in Past 2 Years	Current Member Count **	YTD Members Added	YTD Members Dropped	YTD Net Growth% ***	Member Count 1 Year Ago	Dropped Members Avg.Length of Service	Months Since Membership Update	Current Officers Reported ****	Current President Repeated Term	VP Reported *****	Last Date Reported Service (mm/yyyy)	Account Balance	YTD Donations
Exc Award (06/30/2016, 06/30/2017, 06/30/2018, 06/30/2021, 06/30/2023, 06/30/2024)																
42867	MALANG INDAH	06/03/1983	Active	52	0	0	0.00%	66		1	Y		N	06/2025		
Exc Award (06/30/2023)																
144991	Malang Permata Ma Chung	02/08/2021	Active(1)	24	0	0	0.00%	24		1	N	None		11/2023		
152558	Manado Basudara	09/02/2022	Active(1)	5	0	0	0.00%	5		18	N	None		11/2022		
132806	Manado Bunaken	10/13/2017	Active	8	0	0	0.00%	8		25	N	None		06/2023		
138477	Manokwari Mansinam	06/07/2019	Active(2)	10	0	0	0.00%	10		13	N	None		10/2023		
120703	Mojokerto Majapahit Host	11/10/2013	Active(1)	13	0	0	0.00%	13		13	N	None		12/2023		
146392	Palu Ebony	06/01/2021	Active	12	0	0	0.00%	6		0	Y	2	N	06/2025		
117936	PALU MALEO	10/03/2012	Active	50	0	0	0.00%	51		0	Y		N	06/2025		
Exc Award (06/30/2018, 06/30/2021, 06/30/2024)																
43043	SEMARANG TUGU MUDA	09/28/1983	Cancelled(8*)	0	0	6	-100.00%	15	12	0	N	None		08/2018	90+ Days	
155201	Sidoarjo Grand	07/14/2023	Active	0	0	0	0.00%	5		1	N	None		10/2023		
150572	Situbondo Rengganis	05/16/2022	Active	7	0	0	0.00%	10		2	Y	4		09/2024		
51367	SOLO BENGAWAN	02/28/1991	Active	96	0	0	0.00%	104		0	Y		N	07/2025		
Exc Award (06/30/2016, 06/30/2017, 06/30/2018, 06/30/2019, 06/30/2020, 06/30/2021, 06/30/2022, 06/30/2023, 06/30/2024)																
155200	Solo Meraki	07/14/2023	Active	23	0	0	0.00%	23		1	N			07/2025		
125987	Solo Mustika	10/19/2015	Active	89	0	0	0.00%	73		1	Y		N	07/2025		
Exc Award (06/30/2017, 06/30/2018, 06/30/2019, 06/30/2023, 06/30/2024)																
124407	Solo Putri	03/13/2015	Active	14	0	0	0.00%	14		1	Y			07/2025		
155358	Solo Raya	07/31/2023	P- Active	20	0	0	0.00%	20		5	N	None		10/2024		
152411	Sungguminasa Ewako	08/30/2022	Active(2)	7	0	0	0.00%	15		6	Y		R	12/2024		
128875	Surabaya Diamond	09/09/2016	Active	52	0	0	0.00%	43		1	Y			07/2025		
Exc Award (06/30/2017, 06/30/2018, 06/30/2019, 06/30/2021, 06/30/2022, 06/30/2024)																
148897	Surabaya Blessing	11/10/2021	Active	5	0	0	0.00%	8		3	Y	5	N	07/2025		



Club Health Assessment for District 307B2 through July 2025

INTERNATIONAL

			Status	Membership					Reports					Finance		LCIF
Club Number	Club Name	Charter Date	Times in Status Quo in Past 2 Years	Current Member Count **	YTD Members Added	YTD Members Dropped	YTD Net Growth% ***	Member Count 1 Year Ago	Dropped Members Avg.Length of Service	Months Since Membership Update	Current Officers Reported ****	Current President Repeated Term	VP Reported *****	Last Date Reported Service (mm/yyyy)	Account Balance	YTD Donations
151833	Surabaya Brotherhood	07/21/2022	Active	13	0	0	0.00%	19		0	Y	2	R	07/2025		
82646	SURABAYA CENTRAL	06/23/2004	Active	22	0	0	0.00%	26		1	Y		N	07/2025		
	Exc Award (06/30/2016, 06/30/2017, 06/30/2018, 06/30/2019, 06/30/2020, 06/30/2021)															
140957	Surabaya Country	02/26/2020	Active	19	0	0	0.00%	32		1	Y			07/2025		
	Exc Award (06/30/2022, 06/30/2023, 06/30/2024)															
111324	SURABAYA EDELWEISS	06/10/2011	Active	84	0	0	0.00%	82		0	Y	16	R	07/2025		
	Exc Award (06/30/2016, 06/30/2017, 06/30/2019, 06/30/2023, 06/30/2024)															
137968	Surabaya Grand	04/15/2019	Active	26	0	0	0.00%	28		0	Y	3	N	09/2024		
	Exc Award (06/30/2023, 06/30/2024)															
146258	Surabaya Intan	05/19/2021	Active(1)	22	0	0	0.00%	22		3	Y	2	N	07/2025		
	Exc Award (06/30/2024)															
48275	SURABAYA KENCANA	03/15/1988	Active	28	0	0	0.00%	26		0	Y		N	07/2025		\$50.00
	Exc Award (06/30/2018, 06/30/2020, 06/30/2022, 06/30/2023, 06/30/2024)															
84921	SURABAYA KHARISMA	02/28/2005	Active	15	0	0	0.00%	16		2	N			08/2024		
	Exc Award (06/30/2016, 06/30/2024)															
61401	SURABAYA MAHARDHIKA	01/06/1999	Active	27	1	0	3.85%	29		0	Y	2	R	07/2025		\$50.00
	Exc Award (06/30/2018, 06/30/2024)															
155198	Surabaya Mercy	07/14/2023	Active	26	0	1	-3.70%	22	2	0	N	None		02/2025		
155197	Surabaya Merr S3B	07/20/2023	Active(1)	18	0	0	0.00%	27		8	Y		IP	07/2025		
143778	Surabaya Mutiara	12/01/2020	Active(1)	28	0	0	0.00%	28		13	Y		N	06/2025		
	Exc Award (06/30/2022, 06/30/2024)															
62905	SURABAYA NIRWANA	03/14/2000	Active(1)	31	0	0	0.00%	30		0	Y		N	07/2025		
	Exc Award (06/30/2018, 06/30/2019, 06/30/2021, 06/30/2024)															
154271	Surabaya Oase	05/05/2023	Active	29	0	0	0.00%	24		1	Y		R	07/2025		
	Exc Award (06/30/2024)															
148291	Surabaya Onesiphorus	09/21/2021	Active(1)	22	0	1	-4.35%	23	4	0	Y	2	R	06/2025		
	Exc Award (06/30/2022, 06/30/2023)															
61198	SURABAYA PADMA	10/22/1998	Active	26	0	0	0.00%	30		3	Y	5	R	07/2025		



Club Health Assessment for District 307B2 through July 2025

			Status	Membership					Reports					Finance	LCIF		
Club Number	Club Name	Charter Date	Times in Status Quo in Past 2 Years	Current Member Count **	YTD Members Added	YTD Members Dropped	YTD Net Growth% ***	Member Count 1 Year Ago	Dropped Members Avg.Length of Service	Months Since Membership Update	Current Officers Reported ****	Current President Repeated Term	VP Reported *****	Last Date Reported Service (mm/yyyy)	Account Balance	YTD Donations	
Exc Award (06/30/2016, 06/30/2017, 06/30/2020, 06/30/2022, 06/30/2023, 06/30/2024)			Active	16	0	0	0.00%	15		3	Y	2		07/2025	90+ Days		
39574	SURABAYA PAHLAWAN	03/19/1981															
Exc Award (06/30/2016)			Active	90	3	0	3.45%	81		0	Y		N	07/2025			\$50.00
39456	SURABAYA PATRIA	02/20/1981															
Exc Award (06/30/2017, 06/30/2018, 06/30/2019, 06/30/2020, 06/30/2021, 06/30/2022, 06/30/2023)			Active	33	0	0	0.00%	20	0	Y		N	07/2025				
150575	Surabaya Patria Youth	04/22/2022															
150637	Surabaya Pelangi	05/02/2022	Active	26	0	0	0.00%	16	3	Y	2	R	07/2025				
55023	SURABAYA PELITA	11/03/1993	Active	20	0	0	0.00%	23	2	Y			07/2025				
Exc Award (06/30/2018, 06/30/2020, 06/30/2023, 06/30/2024)			Active	11	0	0	0.00%	11	16	Y	4		07/2025				
55030	SURABAYA PERTIWI	11/04/1993															
Exc Award (06/30/2016, 06/30/2018, 06/30/2024)			Active	8	0	0	0.00%	10	8	Y			05/2025				
129827	Surabaya Sejahtera	01/31/2017															
Exc Award (06/30/2023)			Active	229	0	0	0.00%	250	0	Y	3	R	07/2025	\$50.00			
120462	Surabaya Shining	10/10/2013															
Exc Award (06/30/2016, 06/30/2020, 06/30/2021, 06/30/2022, 06/30/2023, 06/30/2024)			Active	88	0	0	0.00%	80	1	Y		N	07/2025				
53131	SURABAYA SRIKANDI	05/21/1992															
Exc Award (06/30/2016, 06/30/2018, 06/30/2019, 06/30/2020, 06/30/2021, 06/30/2022, 06/30/2023, 06/30/2024)			Active(2)	10	0	0	0.00%	22	1	Y	3	N	07/2025				
151846	Surabaya Starlight	07/21/2022															
Exc Award (06/30/2024)			Active	38	0	0	0.00%	41	1	Y		N	12/2024				
133268	Surabaya Stellar	11/28/2017															
Exc Award (06/30/2024)			Active	27	0	0	0.00%	23	3	Y		N	07/2025				
42106	SURABAYA SURYA	12/17/1982															
Exc Award (06/30/2018, 06/30/2020, 06/30/2022, 06/30/2023, 06/30/2024)			Active	62	0	7	-10.14%	62	3	0	Y	2	N	07/2025			
78718	SURABAYA VICTORIA	04/14/2004															
Exc Award (06/30/2018, 06/30/2020, 06/30/2021, 06/30/2023, 06/30/2024)																	



Club Health Assessment for District 307B2 through July 2025

			Status	Membership						Reports					Finance	LCIF
Club Number	Club Name	Charter Date	Times in Status Quo in Past 2 Years	Current Member Count **	YTD Members Added	YTD Members Dropped	YTD Net Growth% ***	Member Count 1 Year Ago	Dropped Members Avg.Length of Service	Months Since Membership Update	Current Officers Reported ****	Current President Repeated Term	VP Reported *****	Last Date Reported Service (mm/yyyy)	Account Balance	YTD Donations
153438	Surabaya Winner	01/11/2023	Active	3	0	0	0.00%	4		1	N	None		02/2025		
142435	Temanggung Sindoro	08/03/2020	Active	19	0	0	0.00%	21		2	N		N	11/2024		
116091	TUBAN RONGGOLAWA	02/15/2012	Active	18	0	0	0.00%	21		11	Y	4	R	03/2025		
	Exc Award (06/30/2023, 06/30/2024)															
107798	WONOSOBO DIENG	03/12/2010	Active	16	0	4	-20.00%	12	5	0	Y		R	03/2025		
	Exc Award (06/30/2017, 06/30/2020)															
150896	Yogyakarta Dewangga Mataram	05/25/2022	Active(1)	14	0	0	0.00%	19		1	Y		N	07/2025		
	Exc Award (06/30/2024)															
144993	Yogyakarta Hadiningrat	02/01/2021	Cancelled(8*)	0	0	4	-100.00%	4	4	0	N	None		10/2023	90+ Days	
153605	Yogyakarta Jagadhita	02/13/2023	Active(1)	7	0	0	0.00%	18		1	N	None		07/2025		
127065	Yogyakarta Manggala Mataram	03/16/2016	Active	52	0	2	-3.70%	48	5	0	Y		N	07/2025		
	Exc Award (06/30/2017, 06/30/2018, 06/30/2019, 06/30/2020, 06/30/2021, 06/30/2022, 06/30/2023, 06/30/2024)															
53919	YOGYAKARTA PUSPITA MATARAM	12/28/1992	Active	96	0	0	0.00%	80		1	Y		N	07/2025	90+ Days	
	Exc Award (06/30/2016, 06/30/2018, 06/30/2019, 06/30/2020, 06/30/2021, 06/30/2022, 06/30/2023)															
144340	Yogyakarta Sandyakala	12/29/2020	Active	16	0	0	0.00%	24		2	Y		N	07/2025	90+ Days	
	Exc Award (06/30/2023, 06/30/2024)															
120894	Yogyakarta Sekar Kedhaton	12/11/2013	Active	20	0	0	0.00%	21		2	Y		N	07/2025		
	Exc Award (06/30/2017)															
148923	Yogyakarta Srimanganti	11/12/2021	Active	4	0	0	0.00%	9		1	Y			10/2024		
140002	Yogyakarta Tugu Mataram	10/16/2019	Active	36	7	0	24.14%	34		0	Y		N	07/2025	90+ Days	
	Exc Award (06/30/2023)															
153169	Yogyakarta Tugu Mustika Mataram	12/16/2022	Active	25	0	0	0.00%	22		1	N	None	N	07/2025	90+ Days	
	Exc Award (06/30/2024)															

Clubs Cancelled Previous Fiscal Year – Clubs Cancelled within last 12 months may be reinstated

Club Number	Club Name	Charter Date	Current Status*	Cancellation Date
140109	Kediri Jayabaya	11/07/2019	Cancelled(8*)	12/30/2024
141722	Surabaya Millennium	06/19/2020	Cancelled(8*)	12/30/2024



Club Health Assessment for District 307B2 through July 2025

INTERNATIONAL

Club Number	Club Name	Charter Date	Status		Membership						Reports				Finance	LCIF			
			Times in Status Quo in Past 2 Years	Current Member Count **	YTD Members Added	YTD Members Dropped	YTD Net Growth***	Member Count 1 Year Ago	Dropped Members Avg.Length of Service	Months Since Membership Update	Current Officers Reported ****	Current President Repeated Term	VP Reported *****	Last Date Reported Service (mm/yyyy)	Account Balance	YTD Donations			
152874	Yogyakarta Bhumi Mataram	11/02/2022	Cancelled(8*)	11/30/2024															
130424	Yogyakarta Centennial	03/28/2017	Cancelled(8*)	06/29/2025															
Current Total Clubs Count	YTD New Clubs Count	YTD Cancelled Clubs Count	YTD Net Club Gain	Current Total Members Count	YTD Add	YTD Drop	YTD Net Growth	YTD Net Growth %	Member Count 12 Months Ago	Average Member Count Per Club	% of Clubs with less than 20 members	% No Officer Report in 12 Months	% of Clubs with balance 90+ days	Number of Clubs in Status Quo	% Status Quo Clubs in Financial Suspension	Number of Cancelled Clubs	Average Cancelled Club Age	Members Lost Due to Cancellation	% of Clubs Cancelled for Non-Financial Reasons
166	8	2	6	4,688	198	72	126	2.76%	3,943	28	30%	19%	10%	0	0%	2	33	10	-200%

* - P - Priority Club. Cancellation Reasons: 1-Objectives/conduct, 2-Non-active club, 5-Non-existing club, 6-Disbanding, 7-Merger, 8-Financial Suspension, 9-District/Multiple District Dues.

** Red denotes below 15 active members.


*** Red denotes 20% + loss.

**** Y - all 3 (President, Secretary, Treasurer) club officers reported, N - not all 3 reported.

***** Abbreviation: N-New, IP-Immediate Past, R-Repeat.



Club Health Assessment for Ident 5807 - TAHITI - UND through July 2025



						Status		Membership					Reports				Finance		LCIF
Club Number	Club Name	Charter Date				Times in Status Quo in Past 2 Years	Current Member Count **	YTD Members Added	YTD Members Dropped	YTD Net Growth% ***	Member Count 1 Year Ago	Dropped Members Avg.Length of Service	Months Since Membership Update	Current Officers Reported ****	Current President Repeated Term	VP Reported *****	Last Date Reported Service (mm/yyyy)	Account Balance	YTD Donations
Clubs more than two years old																			
27949	PAPEETE	03/18/1960				Active	23	0	0	0.00%	22		4	Y		N	07/2025		
Current Total Clubs Count	YTD New Clubs Count	YTD Cancelled Clubs Count	YTD Net Club Gain	Current Total Members Count	YTD Add	YTD Drop	YTD Net Growth	YTD Net Growth %	Member Count 12 Months Ago	Average Member Count Per Club	% of Clubs with less than 20 members	% No Officer Report in 12 Months	% of Clubs with balance 90+ days	Number of Clubs in Status Quo	% Status Quo Clubs in Financial Suspension	Number of Cancelled Clubs	Average Cancelled Club Age	Members Lost Due to Cancellation	% of Clubs Cancelled for Non-Financial Reasons
1	0	0	0	23	0	0	0	0.00%	22	23	0%	0%	0%	0	0%	0	0	0	0%

* - P - Priority Club. Cancellation Reasons: 1-Objectives/conduct, 2-Non-active club, 5-Non-existing club, 6-Disbanding, 7-Merger, 8-Financial Suspension, 9-District/Multiple District Dues.

** Red denotes below 15 active members.

*** Red denotes 20% + loss.

**** Y - all 3 (President, Secretary, Treasurer) club officers reported, N - not all 3 reported.

***** Abbreviation: N-New, IP-Immediate Past, R-Repeat.



Club Health Assessment for Ident 5895 - NEW CALEDONIA - UND through July 2025

			Status		Membership						Reports				Finance		LCIF		
Club Number	Club Name	Charter Date			Times in Status Quo in Past 2 Years	Current Member Count **	YTD Members Added	YTD Members Dropped	YTD Net Growth% ***	Member Count 1 Year Ago	Dropped Members Avg.Length of Service	Months Since Membership Update	Current Officers Reported ****	Current President Repeated Term	VP Reported *****	Last Date Reported Service (mm/yyyy)	Account Balance	YTD Donations	
Clubs less than two years old																			
180429	Dumbéa Espoir	02/21/2025	Active	24	0	0	0.00%	0		2	Y	2	R	04/2025					
Clubs more than two years old																			
54276	BOURAIL LES ORCHIDEES	03/25/1993	Active	15	0	0	0.00%	14		8	N	None		05/2025			\$10.00		
54441	KONE	05/10/1993	Active(1)	4	0	0	0.00%	5		0	Y	5		01/2025					
55769	LA FOA	05/23/1994	Active	10	0	0	0.00%	10		10	Y	3		07/2025					
47479	MONT DORE	06/11/1987	Active	12	0	0	0.00%	12		3	Y	2	R	10/2024					
49788	MONT DORE DELICIOSA	07/24/1989	Active	17	0	0	0.00%	19		9	N	None		11/2024			\$25.00		
30809	NEW CALEDONIA NORTH	05/05/1975	Active	8	0	0	0.00%	8		16	Y	10		07/2021					
27951	NOUMEA	03/13/1961	Active	38	0	0	0.00%	40		1	Y		N	12/2024			\$100.00		
35700	NOUMEA BOUGAINVILLE	05/26/1978	Active	24	2	0	9.09%	26		0	N			03/2025			\$10.00		
56103	NOUMEA GRAND LARGE	09/26/1994	Active	12	0	0	0.00%	11		2	Y		R	02/2025					
49017	NOUMEA LINCKIA	11/10/1988	Active	16	0	0	0.00%	17		2	Y	2	R	07/2025			\$80.00		
133827	Nouméa Nautilé	03/07/2018	Active	18	0	0	0.00%	14		5	Y		N	07/2025			\$50.00		
Current Total Clubs Count	YTD New Clubs Count	YTD Cancelled Clubs Count	YTD Net Club Gain	Current Total Members Count	YTD Add	YTD Drop	YTD Net Growth	YTD Net Growth %	Member Count 12 Months Ago	Average Member Count Per Club	% of Clubs with less than 20 members	% No Officer Report in 12 Months	% of Clubs with balance 90+ days	Number of Clubs in Status Quo	% Status Quo Clubs in Financial Suspension	Number of Cancelled Clubs	Average Cancelled Club Age	Members Lost Due to Cancellation	% of Clubs Cancelled for Non-Financial Reasons
12	0	0	0	198	2	0	2	1.02%	176	17	75%	17%	0%	0	0%	0	0	0	0%

* - P - Priority Club. Cancellation Reasons: 1-Objectives/conduct, 2-Non-active club, 5-Non-existing club, 6-Disbanding, 7-Merger, 8-Financial Suspension, 9-District/Multiple District Dues.

** Red denotes below 15 active members.

*** Red denotes 20% + loss.

**** Y - all 3 (President, Secretary, Treasurer) club officers reported, N - not all 3 reported.

***** Abbreviation: N-New, IP-Immediate Past, R-Repeat.